

Export data for France are not complete since the beginning of calendar year 2024. Export data for Bulgaria and Ireland are not complete since the beginning of marketing year 2023/24. Export data for Greece are missing since January 2026. The Commission services are in contact with member states concerned working to resolve the issues.

### Trade monitoring through customs surveillance data

Weekly Taxud data (imports and exports) are also available on Agri-food Data Portal on Europa webpage <https://agridata.ec.europa.eu/extensions/DataPortal/rice.html>

The TAXUD surveillance system ("customs surveillance") records and centralizes all trade data (import and exports) directly from the national customs authorities on a daily basis. For each transaction, the stored data contain the information available on the Single Administrative Document (SAD), including the volume and origin of the consignment. As the surveillance system does not include intra-trade data, the UK data as EU partner can't be displayed before 1/01/2021. The data as of 1/01/2021 is therefore not comparable with the data until 31/12/2020.

According to Art.55(2) of Commission Implementing Regulation (EU) 2015/2447, the customs authorities shall provide the Commission at least once a week with data on customs declarations for the goods that have been made subject to surveillance at release for free circulation or at export.

The "customs surveillance" data provide actual and prompt information about the trade (import/export) transaction in terms of volume and origin or destination. The European Commission aims to improve data quality and provide as recent and accurate information as possible. However, Surveillance data are created on the basis of declarations that may be modified, corrected or deleted. Additionally, the legal basis (Regulation (EU) 2015/2447) allows that on specific occasions declaration data may be forwarded with a delay. Therefore, it cannot be guaranteed that information provided is free of errors or that it will not be amended. The European Commission accepts no responsibility with regard to such problems incurred as a result of using these data.

The United Kingdom is no longer a Member State of the European Union, however until the end of the transition period was still a part of the EU Customs Union. Due to the absence of intra-trade data in the surveillance system, the total of the EU trade data therefore also include the UK trade until 31/12/2020. The data as of 1/01/2021 is therefore not comparable with the data until 31/12/2020.

#### Publication of data

This report is published on a weekly basis. **In case of a technical issue or another constraint causing delay of the publication, please note that the next upload will be done in the coming days at 12h or 16h.**

The data are expressed in quantity of the product itself, unless otherwise stated  
Below the specifications of the products included in the report

Product Type	CN code	Conversion factor milled equivalent
Paddy	Indica 1006 10 79 (until 31/12/2016: 1006 10 27; 1006 10 98)	0.552
	1006 10 50 (until 31/12/2016: 1006 10 23; 1006 1094) ; Japonica <del>1006 10 71 (until 31/12/2016: 1006 1025; 1006 1096)</del>	0.552
	1006 10 30 (until 31/12/2016: 1006 10 21; 1006 10 92)	0.62
Husked	Indica 1006 20 17; 1006 20 98	0.69
	Japonica 1006 20 13; 1006 20 15; 1006 20 94; 1006 20 96	0.69
	1006 20 11; 1006 20 92	0.775
Milled & semi-milled	Indica 1006 30 27; 1006 30 48	0.93284
	1006 30 67; 1006 30 98	1
	Japonica 1006 30 23; 1006 30 25; 1006 30 44; 1006 30 46	0.93284
	1006 30 21; 1006 30 42	0.93897
	1006 30 61; 1006 30 63; 1006 30 65; 1006 30 92; 1006 30 94; 1006 30 96	1

#### Changes in the report

as of 09/07/2018:

- the weekly reference period is from Monday to Sunday (compared to Wednesday to Tuesday previously)
- calendar of marketing year weeks is added

**Imports**  
Cumul of week 1 to 38

		EU		EU		EU	
		01/09/2025 - 24/05/2026		01/09/2024 - 18/05/2025		01/09/2023 - 19/05/2024	
		Export	Import	Export	Import	Export	Import
<i>(tonnes milled equivalent)</i>							
Paddy	Indica	121	7 031	80	3 656	172	3
	Japonica	3 213	10	11 904	33	10 747	408
	<b>Total paddy</b>	<b>3 334</b>	<b>7 041</b>	<b>11 984</b>	<b>3 690</b>	<b>10 918</b>	<b>411</b>
Husked	Indica	9 925	275 068	3 096	305 109	13 991	218 281
	Japonica	11 101	38 362	16 330	17 480	9 425	15 937
	<b>Total husked</b>	<b>21 026</b>	<b>313 430</b>	<b>19 426</b>	<b>322 590</b>	<b>23 416</b>	<b>234 217</b>
Milled & semi-milled	Indica	57 210	571 192	62 142	675 953	70 592	557 085
	Japonica	122 669	120 539	122 466	106 791	130 121	137 965
	<b>Total milled</b>	<b>179 879</b>	<b>691 731</b>	<b>184 608</b>	<b>782 744</b>	<b>200 712</b>	<b>695 050</b>
<b>General Total</b>		<b>204 239</b>	<b>1 012 202</b>	<b>216 018</b>	<b>1 109 024</b>	<b>235 047</b>	<b>929 679</b>
Broken	Total broken	10 811	232 056	9 679	443 240	6 955	327 837

## Imports

Situation at 24/05/2026

Marketing year 2025/26

Week 1 to 38 from 01/09/2024 to 24/05/2026

Summary

Import (tonnes milled equivalent)	Paddy			Husked			Milled & semi-milled			Total			Broken
	Indica	Japonica	Total	Indica	Japonica	Total	Indica	Japonica	Total	Indica	Japonica	Total	Total
BE				36 476	14	<b>36 490</b>	24 269	7 159	<b>31 428</b>	60 745	7 173	<b>67 918</b>	<b>148 456</b>
BG				130	19 623	<b>19 752</b>	5 815	3 786	<b>9 600</b>	5 944	23 408	<b>29 353</b>	<b>252</b>
CZ				14	3	<b>17</b>	30 644	2 486	<b>33 130</b>	30 657	2 489	<b>33 147</b>	<b>590</b>
DK				2 826	31	<b>2 857</b>	7 147	1 576	<b>8 723</b>	9 973	1 607	<b>11 580</b>	<b>26</b>
DE		5	<b>5</b>	944	171	<b>1 115</b>	44 395	15 573	<b>59 968</b>	45 339	15 749	<b>61 088</b>	<b>423</b>
EE							494	304	<b>798</b>	494	304	<b>798</b>	
IE				71	490	<b>561</b>	5 076	4 323	<b>9 399</b>	5 147	4 813	<b>9 960</b>	<b>155</b>
EL				1 463		<b>1 463</b>	8 536	1 357	<b>9 893</b>	9 999	1 357	<b>11 356</b>	
ES	552		<b>552</b>	58 731	11 415	<b>70 146</b>	39 766	25 719	<b>65 484</b>	99 049	37 133	<b>136 182</b>	<b>24 296</b>
FR	1		<b>1</b>	6 566	153	<b>6 719</b>	43 742	5 007	<b>48 749</b>	50 309	5 160	<b>55 469</b>	<b>4 511</b>
HR					8	<b>8</b>	3 696	389	<b>4 085</b>	3 696	397	<b>4 093</b>	
IT	6 476		<b>6 476</b>	46 091	1 420	<b>47 511</b>	90 462	9 677	<b>100 140</b>	143 030	11 098	<b>154 127</b>	<b>12 488</b>
CY		1	<b>1</b>	8		<b>8</b>	3 946	922	<b>4 868</b>	3 954	923	<b>4 877</b>	<b>52</b>
LV				14		<b>14</b>	1 471	422	<b>1 893</b>	1 485	422	<b>1 907</b>	
LT				382		<b>382</b>	17 412	886	<b>18 298</b>	17 794	886	<b>18 680</b>	<b>4 525</b>
LU													
HU					7	<b>7</b>	7 432	166	<b>7 598</b>	7 432	173	<b>7 604</b>	<b>192</b>
MT				8		<b>8</b>	2 408	622	<b>3 030</b>	2 416	622	<b>3 038</b>	<b>190</b>
NL		4	<b>4</b>	61 360	2 150	<b>63 511</b>	119 208	12 384	<b>131 592</b>	180 568	14 539	<b>195 106</b>	<b>23 561</b>
AT				4	132	<b>136</b>	2 603	2 089	<b>4 692</b>	2 607	2 221	<b>4 828</b>	<b>355</b>
PL				11 764	888	<b>12 653</b>	51 069	10 276	<b>61 345</b>	62 834	11 165	<b>73 998</b>	<b>7 449</b>
PT	2		<b>2</b>	47 030	1 809	<b>48 839</b>	19 029	1 917	<b>20 946</b>	66 062	3 725	<b>69 787</b>	<b>3 733</b>
RO				1 136	2	<b>1 137</b>	1 881	2 663	<b>4 543</b>	3 016	2 664	<b>5 681</b>	<b>2</b>
SI				48		<b>48</b>	16 428	3 226	<b>19 654</b>	16 476	3 226	<b>19 702</b>	<b>150</b>
SK							130	355	<b>485</b>	130	355	<b>485</b>	
FI				2	2	<b>5</b>	3 990	982	<b>4 972</b>	3 993	984	<b>4 977</b>	<b>222</b>
SE				1	44	<b>44</b>	20 142	6 273	<b>26 416</b>	20 143	6 317	<b>26 460</b>	<b>428</b>
<b>EU</b>	<b>7 031</b>	<b>10</b>	<b>7 041</b>	<b>275 068</b>	<b>38 362</b>	<b>313 430</b>	<b>571 192</b>	<b>120 539</b>	<b>691 731</b>	<b>853 291</b>	<b>158 911</b>	<b>1 012 202</b>	<b>232 056</b>

**Top 5 import origins - (update of 24 May 2026)**

Paddy-Indica				
Origin	MY 2025/26		MY 2024/25	
	tonnes	share	tonnes	share
Guyana	6 476	92.1%	3 638	99.5%
Argentina	552	7.9%	0	0.0%
China	2	0.0%	2	0.0%

Paddy-Japonica				
Origin	MY 2025/26		MY 2024/25	
	tonnes	share	tonnes	share
Bangladesh	4	37.1%	-----	-----
Japan	2	21.0%	3	10.0%
Iraq	2	15.9%	11	32.5%
Sri Lanka	1	11.0%	0	0.7%

Total Paddy				
Origin	MY 2025/26		MY 2024/25	
	tonnes	share	tonnes	share
Guyana	6 476	92.0%	3 638	98.6%
Argentina	552	7.8%	-----	-----
Bangladesh	4	0.1%	-----	-----
China	2	0.0%	2	0.0%
Japan	2	0.0%	3	0.1%

Husked-Indica				
Origin	MY 2025/26		MY 2024/25	
	tonnes	share	tonnes	share
India	93 763	34.1%	71 493	23.4%
Pakistan	63 781	23.2%	88 085	28.9%
Uruguay	54 764	19.9%	64 175	21.0%
Argentina	31 615	11.5%	38 442	12.6%
Guyana	18 896	6.9%	32 200	10.6%

Husked-Japonica				
Origin	MY 2025/26		MY 2024/25	
	tonnes	share	tonnes	share
China	17 713	46.2%	2 449	14.0%
Argentina	12 647	33.0%	9 536	54.6%
Cambodia	1 632	4.3%	1 230	7.0%
Australia	1 380	3.6%	1 712	9.8%
Vietnam	1 361	3.5%	402	2.3%

Total Husked				
Origin	MY 2025/26		MY 2024/25	
	tonnes	share	tonnes	share
India	94 760	30.2%	72 614	22.5%
Pakistan	63 888	20.4%	88 317	27.4%
Uruguay	54 824	17.5%	64 205	19.9%
Argentina	44 263	14.1%	47 978	14.9%
Guyana	18 931	6.0%	32 200	10.0%

Milled & semi-milled-Indica				
Origin	MY 2025/26		MY 2024/25	
	tonnes	share	tonnes	share
Cambodia	140 715	24.6%	190 427	28.2%
Myanmar	135 208	23.7%	145 582	21.5%
India	104 252	18.3%	88 489	13.1%
Thailand	92 630	16.2%	132 262	19.6%
Pakistan	66 438	11.6%	83 210	12.3%

Milled & semi-milled-Japonica				
Origin	MY 2025/26		MY 2024/25	
	tonnes	share	tonnes	share
Myanmar	34 127	28.3%	14 416	13.5%
Vietnam	20 401	16.9%	15 633	14.6%
India	18 429	15.3%	13 504	12.6%
United States of America	12 770	10.6%	11 326	10.6%
Cambodia	10 523	8.7%	14 582	13.7%

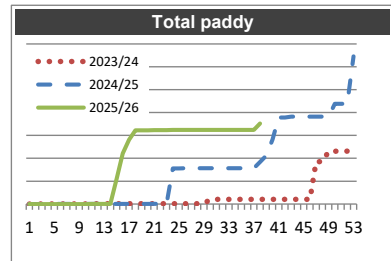
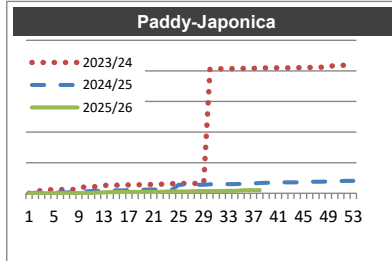
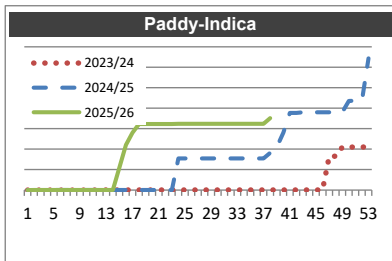
Total Milled & semi-milled				
Origin	MY 2025/26		MY 2024/25	
	tonnes	share	tonnes	share
Myanmar	169 336	24.5%	159 999	20.4%
Cambodia	151 239	21.9%	205 010	26.2%
India	122 681	17.7%	101 994	13.0%
Thailand	97 837	14.1%	140 490	17.9%
Pakistan	71 008	10.3%	88 940	11.4%

Broken-				
Origin	MY 2025/26		MY 2024/25	
	tonnes	share	tonnes	share
Myanmar	152 990	65.9%	338 521	76.4%
Uruguay	21 629	9.3%	12 953	2.9%
Guyana	12 337	5.3%	13 305	3.0%
Thailand	11 282	4.9%	15 135	3.4%
Cambodia	9 049	3.9%	19 143	4.3%

Week 1 to 38 from 01/09/2024 to 24/05/2026

(tonnes milled equivalent)

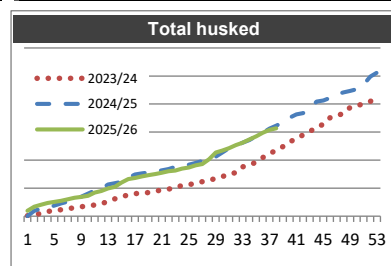
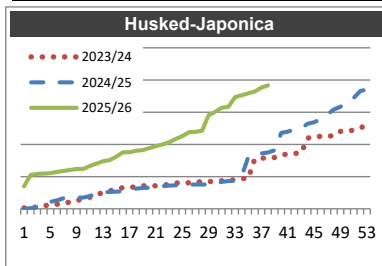
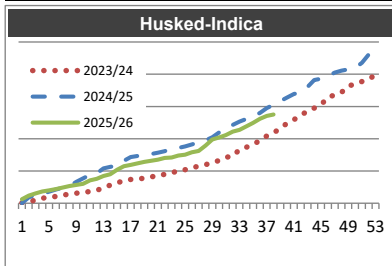
Paddy-Indica				Paddy-Japonica				Total paddy			
week	2023/24	2024/25	2025/26	week	2023/24	2024/25	2025/26	week	2023/24	2024/25	2025/26
1	0	0	0	1	0	0	0	1	0	0	0
2	0	0	1	2	0	1	0	2	0	1	1
3	0	0	1	3	11	1	0	3	11	1	1
4	0	1	1	4	11	2	0	4	11	3	1
5	0	1	1	5	12	2	0	5	12	3	1
6	0	1	1	6	12	3	0	6	12	4	1
7	0	1	1	7	12	3	0	7	12	4	1
8	0	1	1	8	12	4	0	8	12	5	1
9	0	1	1	9	20	6	0	9	20	7	1
10	0	1	1	10	20	6	1	10	20	7	1
11	0	1	3	11	21	7	1	11	21	8	4
12	0	1	3	12	22	8	3	12	22	9	6
13	1	1	3	13	26	9	3	13	27	10	6
14	1	3	3	14	27	9	3	14	27	12	6
15	1	3	2 211	15	27	9	3	15	27	12	2 214
16	1	3	4 419	16	27	9	4	16	28	12	4 423
17	2	3	5 616	17	27	10	5	17	29	13	5 620
18	2	6	6 447	18	28	11	5	18	29	17	6 452
19	2	6	6 447	19	28	12	5	19	29	18	6 452
20	2	7	6 447	20	28	12	5	20	30	19	6 452
21	2	7	6 450	21	28	12	5	21	30	19	6 455
22	2	8	6 450	22	29	12	5	22	31	20	6 455
23	2	9	6 450	23	30	12	6	23	32	21	6 456
24	2	3 094	6 479	24	31	12	6	24	33	3 107	6 485
25	2	3 094	6 479	25	32	28	6	25	33	3 122	6 485
26	2	3 096	6 479	26	32	28	6	26	33	3 124	6 485
27	3	3 096	6 479	27	32	28	7	27	35	3 124	6 486
28	3	3 096	6 479	28	32	28	7	28	35	3 124	6 486
29	3	3 098	6 479	29	33	28	7	29	36	3 126	6 486
30	3	3 099	6 479	30	406	29	7	30	409	3 128	6 486
31	3	3 100	6 479	31	407	30	7	31	410	3 129	6 486
32	3	3 100	6 479	32	407	30	7	32	410	3 130	6 486
33	3	3 102	6 479	33	407	30	8	33	410	3 132	6 487
34	3	3 102	6 479	34	408	30	8	34	411	3 132	6 487
35	3	3 103	6 479	35	408	31	10	35	411	3 134	6 489
36	3	3 103	6 479	36	408	31	10	36	411	3 134	6 489
37	3	3 103	6 479	37	408	32	10	37	411	3 135	6 489
38	3	3 656	7 031	38	408	33	10	38	411	3 690	7 041
39	3	4 209		39	410	34		39	413	4 243	
40	3	5 612		40	410	34		40	413	5 646	
41	3	7 537		41	410	34		41	413	7 571	
42	3	7 537		42	410	35		42	413	7 572	
43	3	7 615		43	410	36		43	413	7 651	
44	3	7 615		44	410	36		44	413	7 651	
45	3	7 615		45	411	38		45	414	7 653	
46	3	7 615		46	411	38		46	414	7 653	
47	3 301	7 615		47	412	38		47	3 712	7 653	
48	3 301	7 615		48	412	38		48	3 712	7 653	
49	4 207	7 616		49	413	38		49	4 619	7 654	
50	4 208	8 721		50	419	39		50	4 627	8 761	
51	4 208	8 722		51	419	40		51	4 627	8 762	
52	4 208	8 722		52	419	41		52	4 627	8 763	
53	4 208	12 874		53	419	41		53	4 627	12 915	



Week 1 to 38 from 01/09/2024 to 24/05/2026

(tonnes milled equivalent)

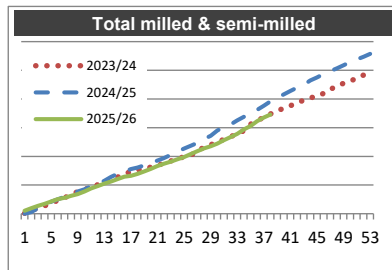
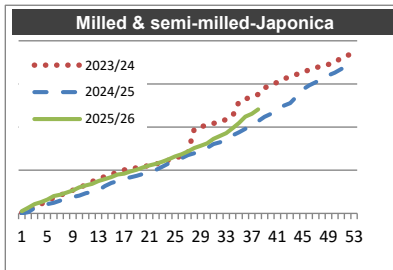
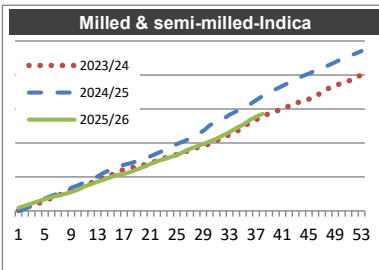
Husked-Indica				Husked-Japonica				Total husked			
week	2023/24	2024/25	2025/26	week	2023/24	2024/25	2025/26	week	2023/24	2024/25	2025/26
1	1 494	182	12 391	1	269	0	6 978	1	1 763	182	19 369
2	6 183	18 556	23 418	2	438	203	10 535	2	6 621	18 759	33 954
3	8 881	25 959	30 075	3	529	673	10 875	3	9 410	26 632	40 950
4	15 803	28 997	36 440	4	873	1 299	10 938	4	16 675	30 296	47 378
5	18 369	35 493	39 946	5	1 419	2 133	11 038	5	19 788	37 626	50 984
6	21 203	42 665	43 637	6	1 426	2 617	11 462	6	22 629	45 282	55 099
7	24 784	48 136	48 399	7	1 932	3 316	11 731	7	26 715	51 452	60 129
8	28 234	53 515	53 338	8	1 996	3 419	12 071	8	30 230	56 935	65 410
9	31 107	66 264	56 778	9	2 645	3 460	12 368	9	33 752	69 725	69 147
10	33 008	76 873	60 351	10	2 983	3 492	12 452	10	35 991	80 365	72 803
11	36 204	87 483	71 068	11	3 647	3 996	13 284	11	39 851	91 480	84 352
12	39 777	92 770	75 505	12	4 317	4 845	14 011	12	44 094	97 615	89 516
13	48 252	108 220	84 177	13	5 092	5 034	14 790	13	53 344	113 254	98 967
14	55 905	112 663	89 501	14	5 543	5 281	15 121	14	61 448	117 944	104 622
15	63 615	116 891	103 881	15	6 288	5 350	16 198	15	69 903	122 241	120 079
16	69 428	131 853	115 048	16	6 563	5 475	17 542	16	75 991	137 328	132 590
17	73 676	142 920	118 729	17	6 740	5 880	17 583	17	80 416	148 800	136 312
18	74 909	146 632	123 389	18	6 747	6 293	18 025	18	81 656	152 925	141 414
19	77 386	149 518	128 028	19	7 164	6 449	18 249	19	84 550	155 967	146 277
20	80 953	152 865	131 347	20	7 172	6 508	18 825	20	88 124	159 373	150 172
21	87 523	156 936	135 279	21	7 176	6 533	19 465	21	94 699	163 469	154 744
22	89 434	161 388	140 152	22	7 182	7 029	19 991	22	96 616	168 417	160 143
23	93 283	168 907	141 694	23	7 674	7 223	20 681	23	100 957	176 130	162 376
24	101 630	171 536	148 137	24	8 017	7 306	21 646	24	109 647	178 843	169 782
25	104 108	175 969	150 780	25	8 049	7 348	22 553	25	112 157	183 317	173 333
26	109 743	182 401	157 685	26	8 084	7 471	23 748	26	117 827	189 871	181 433
27	115 075	189 237	162 019	27	8 349	7 526	23 891	27	123 424	196 762	185 910
28	119 474	195 413	178 766	28	8 379	7 557	24 251	28	127 854	202 971	203 017
29	126 354	204 673	197 790	29	8 423	7 586	29 044	29	134 777	212 259	226 833
30	132 473	219 111	203 718	30	8 589	7 742	30 098	30	141 062	226 852	233 816
31	142 722	234 560	211 520	31	8 689	8 394	31 409	31	151 412	242 954	242 929
32	145 877	243 179	221 969	32	8 891	8 642	31 648	32	154 768	251 821	253 617
33	166 825	253 098	227 658	33	8 974	8 692	34 746	33	175 799	261 790	262 404
34	173 459	261 269	238 552	34	9 382	10 128	35 244	34	182 840	271 397	273 796
35	182 553	269 528	249 099	35	9 435	16 030	35 887	35	191 988	285 558	284 986
36	194 170	280 419	261 755	36	15 471	17 056	36 436	36	209 640	297 475	298 190
37	208 649	295 276	270 522	37	15 635	17 198	37 630	37	224 285	312 475	308 153
38	218 281	305 109	275 068	38	15 937	17 480	38 362	38	234 217	322 590	313 430
39	232 320	316 299		39	15 945	18 171		39	248 266	334 470	
40	248 524	327 708		40	16 665	23 596		40	265 189	351 304	
41	259 224	338 668		41	17 010	24 005		41	276 235	362 673	
42	272 901	343 161		42	17 221	24 510		42	290 123	367 671	
43	285 330	360 215		43	17 266	24 962		43	302 596	385 177	
44	294 668	382 363		44	21 956	26 376		44	316 625	408 739	
45	305 504	386 135		45	22 404	26 908		45	327 908	413 042	
46	329 018	394 428		46	22 489	27 813		46	351 507	422 241	
47	335 348	405 278		47	22 524	29 290		47	357 872	434 567	
48	343 849	410 911		48	22 669	30 876		48	366 518	441 787	
49	363 839	415 402		49	24 064	31 702		49	387 903	447 103	
50	369 504	419 675		50	24 085	33 600		50	393 589	453 275	
51	377 247	435 571		51	24 450	34 477		51	401 697	470 047	
52	384 729	461 280		52	25 021	36 602		52	409 750	497 882	
53	397 787	475 202		53	26 356	37 006		53	424 143	512 209	



Week 1 to 38 from 01/09/2024 to 24/05/2026

(tonnes milled equivalent)

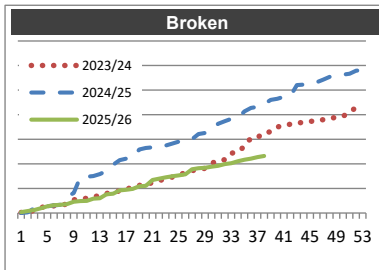
Milled & semi-milled-Indica				Milled & semi-milled-Japonica				Total milled & semi-milled			
week	2023/24	2024/25	2025/26	week	2023/24	2024/25	2025/26	week	2023/24	2024/25	2025/26
1	2 060	0	18 113	1	767	1	2 560	1	2 827	1	20 672
2	18 676	9 838	31 158	2	5 272	1 540	6 549	2	23 948	11 378	37 707
3	30 662	31 626	44 045	3	7 760	6 347	10 885	3	38 422	37 973	54 930
4	44 137	51 858	55 995	4	10 803	8 310	13 036	4	54 940	60 168	69 031
5	58 699	73 222	69 697	5	14 546	10 807	16 122	5	73 245	84 029	85 818
6	75 078	88 793	81 383	6	17 963	12 269	20 125	6	93 041	101 062	101 508
7	91 801	101 651	89 522	7	20 798	14 765	21 665	7	112 599	116 416	111 188
8	105 046	123 002	99 909	8	24 061	16 682	24 103	8	129 107	139 685	124 012
9	127 246	136 053	110 434	9	26 990	18 992	26 626	9	154 236	155 045	137 061
10	138 673	149 734	124 637	10	29 794	20 478	30 131	10	168 467	170 213	154 768
11	153 402	168 329	143 039	11	33 272	23 450	32 569	11	186 674	191 778	175 608
12	165 444	184 787	158 039	12	36 698	24 993	34 286	12	202 142	209 779	192 326
13	182 054	202 700	171 724	13	40 418	26 750	37 430	13	222 471	229 451	209 154
14	199 548	225 474	184 793	14	42 620	31 757	39 812	14	242 168	257 231	224 605
15	210 198	242 638	198 804	15	45 275	35 277	42 003	15	255 473	277 915	240 807
16	227 511	255 433	212 766	16	47 556	37 576	44 963	16	275 067	293 009	257 729
17	244 050	271 406	217 913	17	50 411	40 301	45 996	17	294 461	311 706	263 909
18	253 309	280 590	229 525	18	51 608	41 778	48 655	18	304 917	322 368	278 179
19	260 391	293 764	244 611	19	52 875	43 637	50 589	19	313 267	337 401	295 200
20	270 748	306 715	258 932	20	54 371	45 745	53 307	20	325 120	352 460	312 239
21	282 245	322 140	277 148	21	55 500	47 626	55 671	21	337 746	369 766	332 819
22	294 868	338 341	291 751	22	57 085	50 307	57 369	22	351 953	388 648	349 119
23	308 906	355 212	303 084	23	59 090	54 221	59 968	23	367 995	409 433	363 053
24	322 168	374 509	316 884	24	61 659	57 882	62 712	24	383 827	432 390	379 595
25	331 914	393 239	328 348	25	63 779	60 684	65 875	25	395 693	453 923	394 223
26	344 110	409 031	347 205	26	66 734	64 002	68 455	26	410 844	473 033	415 660
27	355 836	425 584	364 565	27	69 935	67 482	71 703	27	425 771	493 066	436 268
28	371 245	450 500	379 651	28	98 333	69 893	75 940	28	469 578	520 393	455 590
29	381 056	470 546	392 903	29	100 584	73 045	78 403	29	481 640	543 590	471 306
30	396 065	503 756	408 131	30	102 097	75 797	81 137	30	498 162	579 553	489 268
31	414 368	523 839	425 977	31	104 220	80 253	86 468	31	518 588	604 092	512 445
32	431 182	540 274	445 191	32	106 076	82 421	89 752	32	537 259	622 694	534 943
33	448 148	565 771	464 107	33	108 829	85 721	92 866	33	556 977	651 492	556 972
34	465 256	585 390	488 188	34	112 933	90 447	98 897	34	578 189	675 837	587 084
35	494 538	605 057	506 706	35	129 481	93 940	104 829	35	624 019	698 997	611 534
36	515 998	625 537	532 765	36	132 399	98 011	112 246	36	648 398	723 549	645 011
37	536 124	650 983	554 715	37	135 638	102 484	115 485	37	671 762	753 468	670 200
38	557 085	675 953	571 192	38	137 965	106 791	120 539	38	695 050	782 744	691 731
39	572 110	696 886		39	145 320	111 991		39	717 430	808 877	
40	585 415	716 421		40	148 719	115 313		40	734 134	831 734	
41	601 255	735 671		41	151 982	120 277		41	753 237	855 948	
42	618 138	754 024		42	155 700	124 875		42	773 839	878 899	
43	632 730	770 414		43	158 611	127 713		43	791 340	898 126	
44	646 814	793 173		44	161 112	135 220		44	807 927	928 393	
45	657 004	806 927		45	163 029	143 773		45	820 032	950 700	
46	672 293	826 155		46	166 715	148 551		46	839 008	974 706	
47	697 634	841 327		47	168 812	152 094		47	866 446	993 421	
48	720 822	857 700		48	170 599	156 281		48	891 421	1 013 981	
49	737 233	875 401		49	172 699	159 970		49	909 932	1 035 371	
50	751 956	894 039		50	174 609	163 165		50	926 565	1 057 204	
51	763 647	908 925		51	180 516	167 484		51	944 163	1 076 410	
52	783 781	924 612		52	183 243	170 188		52	967 023	1 094 799	
53	799 877	940 854		53	185 196	173 799		53	985 073	1 114 653	



Week 1 to 38 from 01/09/2024 to 24/05/2026

(tonnes milled equivalent)

Broken			
week	2023/24	2024/25	2025/26
1	2 075	100	3 535
2	6 115	2 372	7 789
3	10 009	19 590	12 065
4	22 973	24 690	19 261
5	26 004	27 349	27 745
6	29 270	31 023	31 965
7	33 332	33 631	33 097
8	35 409	67 021	35 893
9	54 266	81 526	46 066
10	56 814	145 133	48 322
11	60 283	147 792	49 798
12	66 261	150 764	57 938
13	70 678	157 981	60 314
14	79 270	170 824	76 279
15	82 953	196 633	78 890
16	90 002	214 906	92 262
17	98 063	221 274	94 881
18	103 178	226 043	98 594
19	112 507	258 511	108 865
20	117 498	264 358	110 298
21	123 007	267 701	134 663
22	131 607	270 545	139 551
23	139 094	274 755	145 099
24	146 170	282 239	149 903
25	154 366	289 984	153 347
26	164 259	296 423	157 810
27	171 638	300 227	178 106
28	179 311	321 465	182 130
29	181 779	325 350	184 442
30	201 374	337 088	188 189
31	213 765	363 244	192 076
32	216 631	373 532	199 267
33	243 226	383 062	202 325
34	247 850	385 709	210 426
35	271 815	413 459	217 254
36	305 357	427 913	221 510
37	307 011	431 775	227 267
38	327 837	443 240	232 056
39	329 774	460 070	
40	349 680	465 099	
41	358 057	473 209	
42	361 219	475 481	
43	364 535	520 744	
44	370 240	522 751	
45	372 905	527 778	
46	375 187	532 109	
47	379 474	542 540	
48	383 294	554 313	
49	390 639	558 925	
50	393 618	563 271	
51	409 322	566 787	
52	430 061	578 686	
53	431 132	581 334	



## Exports

Situation at 24/05/2026

Marketing year 2025/26

Week 1 to 38 from 01/09/2024 to 24/05/2026

Summary

Export (tonnes milled equivalent)	Paddy			Husked			Milled & semi-milled			Total			Broken
	Indica	Japonica	Total	Indica	Japonica	Total	Indica	Japonica	Total	Indica	Japonica	Total	Total
BE	1	5	6	948	5	953	16 165	1 120	17 285	17 113	1 130	18 243	147
BG	1	2 952	2 953	73	391	464	835	5 442	6 277	908	8 785	9 693	12
CZ				114		115	1 307	378	1 686	1 422	378	1 800	
DK	2	2	4	46	38	84	437	244	681	485	284	769	27
DE	4	1	5	109	44	153	1 235	1 343	2 578	1 348	1 388	2 737	9
EE													
IE							1	5	7	1	5	7	
EL				7 042	1 648	8 690	240	4 670	4 909	7 281	6 318	13 599	242
ES	42	62	104	393	87	480	8 143	12 667	20 810	8 579	12 816	21 395	2 160
FR		32	32	238	50	288	274	250	524	512	332	844	36
HR				2	1	3	684	32	715	685	33	718	
IT	33	154	187	294	8 717	9 011	12 059	74 170	86 229	12 387	83 040	95 427	4 804
CY								530	530		530	530	
LV							19	5	24	20	5	24	
LT				91	2	92	5 041	52	5 093	5 131	54	5 185	69
LU													
HU				21		21	29	20	49	51	20	71	
MT							25		26	25		26	
NL	38		38	315	84	399	4 357	1 457	5 814	4 709	1 542	6 251	2 460
AT				7	5	12	68	48	116	75	52	128	
PL				170	2	172	1 858	231	2 090	2 028	234	2 262	1
PT		4	4	34	6	40	3 901	17 355	21 256	3 935	17 365	21 300	821
RO				8	11	19	231	2 158	2 390	239	2 170	2 409	
SI				1	8	9	106	407	514	107	415	523	
SK							2	8	10	2	8	10	
FI							1		2	1		2	
SE	1		1	20	1	21	189	75	264	209	77	286	21
<b>EU</b>	<b>121</b>	<b>3 213</b>	<b>3 334</b>	<b>9 925</b>	<b>11 101</b>	<b>21 026</b>	<b>57 210</b>	<b>122 669</b>	<b>179 879</b>	<b>67 256</b>	<b>136 983</b>	<b>204 239</b>	<b>10 811</b>

### Top 5 export destinations - (update of 24 May 2026)

Paddy-Indica				
Destination	MY 2025/26		MY 2024/25	
	tonnes	share	tonnes	share
Morocco	42	34.6%	25	31.6%
United Kingdom	38	31.3%	41	51.1%
Russia	32	26.4%	6	6.9%
Ukraine	4	3.5%	4	4.7%
Iceland	2	1.5%	2	1.9%

Paddy-Japonica				
Destination	MY 2025/26		MY 2024/25	
	tonnes	share	tonnes	share
Türkiye	2 889	89.9%	7 543	63.4%
Russia	134	4.2%	184	1.5%
Israel	55	1.7%	-----	-----
United Kingdom	53	1.7%	37	0.3%
Morocco	33	1.0%	99	0.8%

Total Paddy				
Destination	MY 2025/26		MY 2024/25	
	tonnes	share	tonnes	share
Türkiye	2 889	86.7%	7 543	62.9%
Russia	166	5.0%	190	1.6%
United Kingdom	91	2.7%	78	0.7%
Morocco	75	2.2%	125	1.0%
Israel	55	1.7%	-----	-----

2025/26				
destination	MY 2025/26		MY 2024/25	
	tonnes	share	tonnes	share
Türkiye	7 012	70.7%	-----	-----
United Kingdom	1 775	17.9%	2 108	68.1%
Norway	341	3.4%	289	9.3%
Switzerland	195	2.0%	115	3.7%
India	180	1.8%	77	2.5%

Husked-Japonica				
destination	MY 2025/26		MY 2024/25	
	tonnes	share	tonnes	share
Türkiye	5 509	49.6%	10 802	66.1%
Switzerland	3 256	29.3%	2 437	14.9%
United Kingdom	1 536	13.8%	1 920	11.8%
United States of America	248	2.2%	130	0.8%
Brazil	100	0.9%	62	0.4%

Total Husked				
Destination	MY 2025/26		MY 2024/25	
	tonnes	share	tonnes	share
Türkiye	12 521	59.5%	10 802	55.6%
Switzerland	3 451	16.4%	2 551	13.1%
United Kingdom	3 311	15.7%	4 028	20.7%
Norway	357	1.7%	301	1.5%
United States of America	319	1.5%	183	0.9%

Milled & semi-milled-Indica				
Destination	MY 2025/26		MY 2024/25	
	tonnes	share	tonnes	share
United Kingdom	25 265	44.2%	32 341	52.0%
Switzerland	12 428	21.7%	8 814	14.2%
Belarus	5 040	8.8%	5 476	8.8%
Norway	4 031	7.0%	4 174	6.7%
Serbia	1 743	3.0%	1 336	2.2%

Milled & semi-milled-Japonica				
Destination	MY 2025/26		MY 2024/25	
	tonnes	share	tonnes	share
United Kingdom	39 297	32.0%	41 726	34.1%
Türkiye	15 227	12.4%	19 425	15.9%
Jordan	11 773	9.6%	10 539	8.6%
United States of America	5 921	4.8%	5 650	4.6%
Switzerland	5 885	4.8%	6 872	5.6%

Total Milled & semi-milled				
Destination	MY 2025/26		MY 2024/25	
	tonnes	share	tonnes	share
United Kingdom	64 562	35.9%	74 068	40.1%
Switzerland	18 313	10.2%	15 686	8.5%
Türkiye	15 310	8.5%	19 493	10.6%
Jordan	11 773	6.5%	10 540	5.7%
Norway	7 403	4.1%	7 713	4.2%

Broken-				
Destination	MY 2025/26		MY 2024/25	
	tonnes	share	tonnes	share
United Kingdom	4 491	41.5%	6 784	70.1%
Switzerland	3 945	36.5%	462	4.8%
Serbia	1 862	17.2%	1 820	18.8%
Countries and territories	217	2.0%	224	2.3%
Norway	119	1.1%	78	0.8%

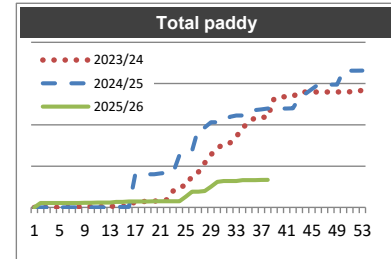
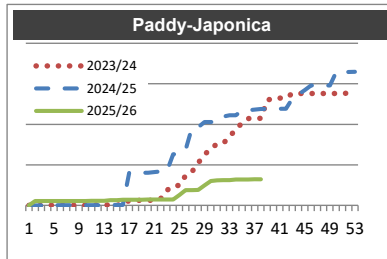
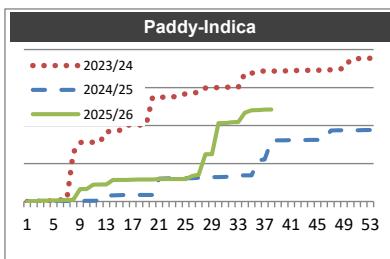
Week 1 to 38 from 01/09/2024 to 24/05/2026

(tonnes milled equivalent)

Paddy-Indica			
week	2023/24	2024/25	2025/26
1	0	0	0
2	0	0	0
3	0	0	1
4	0	0	1
5	1	1	2
6	2	1	2
7	2	1	2
8	64	1	2
9	78	1	16
10	78	1	16
11	78	1	22
12	78	1	22
13	92	8	22
14	92	8	28
15	94	8	29
16	101	9	29
17	101	9	29
18	101	9	29
19	101	9	29
20	137	9	29
21	137	30	29
22	138	30	29
23	138	31	29
24	139	31	30
25	142	31	30
26	143	31	33
27	143	31	35
28	149	31	62
29	150	32	62
30	150	32	103
31	150	32	103
32	151	33	104
33	151	34	105
34	169	35	117
35	169	35	120
36	172	54	120
37	172	55	121
38	172	80	121
39	172	80	
40	172	81	
41	172	81	
42	173	81	
43	173	81	
44	173	81	
45	173	81	
46	173	81	
47	173	93	
48	174	94	
49	175	94	
50	187	94	
51	188	94	
52	189	94	
53	189	94	

Paddy-Japonica			
week	2023/24	2024/25	2025/26
1	0	0	0
2	2	1	525
3	4	3	526
4	8	7	529
5	12	8	530
6	13	9	531
7	15	11	531
8	16	12	534
9	17	13	535
10	20	14	535
11	21	15	552
12	37	16	553
13	39	31	554
14	43	48	648
15	43	51	649
16	46	52	700
17	624	4 013	700
18	624	4 013	700
19	624	4 014	701
20	625	4 016	717
21	633	4 096	717
22	803	4 172	717
23	1 836	4 174	719
24	2 372	6 298	720
25	2 462	6 300	1 280
26	3 667	6 833	1 874
27	4 136	9 570	1 874
28	5 239	9 642	1 914
29	6 246	10 272	2 455
30	6 995	10 285	2 990
31	7 564	10 286	3 095
32	7 667	10 954	3 098
33	8 392	11 105	3 098
34	9 485	11 107	3 183
35	10 110	11 733	3 192
36	10 715	11 734	3 193
37	10 744	11 808	3 212
38	10 747	11 904	3 213
39	12 958	11 905	
40	13 238	11 906	
41	13 242	11 908	
42	13 242	11 912	
43	13 791	13 157	
44	13 810	13 692	
45	13 810	14 239	
46	13 810	14 788	
47	13 810	14 789	
48	13 813	14 789	
49	13 814	14 789	
50	13 814	16 461	
51	13 819	16 462	
52	13 819	16 463	
53	14 013	16 481	

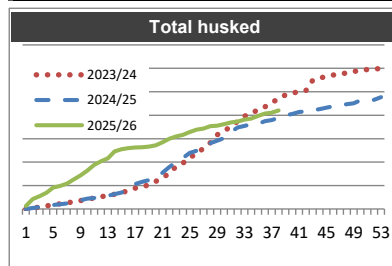
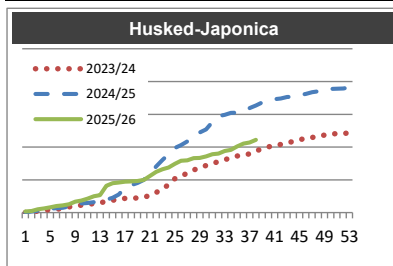
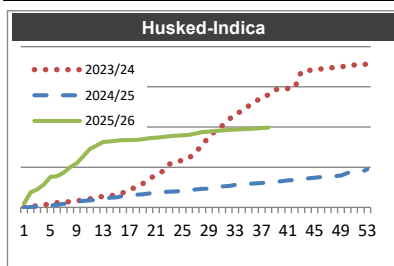
Total paddy			
week	2023/24	2024/25	2025/26
1	0	0	0
2	3	1	526
3	5	4	528
4	8	8	530
5	13	8	532
6	15	9	532
7	17	11	533
8	80	12	536
9	95	14	551
10	97	15	552
11	99	16	574
12	115	17	575
13	131	39	576
14	135	56	676
15	137	60	677
16	146	61	728
17	725	4 022	729
18	725	4 022	729
19	725	4 023	730
20	762	4 024	746
21	770	4 126	746
22	940	4 202	747
23	1 974	4 204	749
24	2 511	6 329	750
25	2 604	6 331	1 310
26	3 810	6 863	1 907
27	4 279	9 601	1 909
28	5 388	9 674	1 976
29	6 396	10 304	2 518
30	7 145	10 317	3 093
31	7 714	10 319	3 198
32	7 817	10 987	3 202
33	8 542	11 139	3 202
34	9 654	11 141	3 300
35	10 278	11 768	3 312
36	10 887	11 788	3 314
37	10 916	11 863	3 333
38	10 918	11 984	3 334
39	13 129	11 985	
40	13 410	11 987	
41	13 414	11 988	
42	13 415	11 992	
43	13 964	13 238	
44	13 982	13 773	
45	13 983	14 320	
46	13 983	14 869	
47	13 984	14 882	
48	13 988	14 883	
49	13 989	14 883	
50	14 001	16 555	
51	14 007	16 556	
52	14 008	16 557	
53	14 201	16 575	



Week 1 to 38 from 01/09/2024 to 24/05/2026

(tonnes milled equivalent)

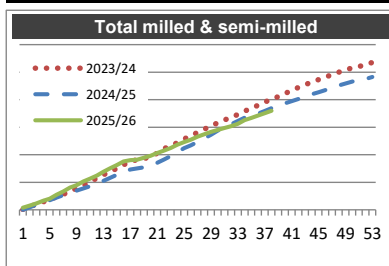
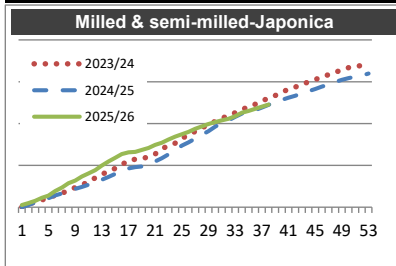
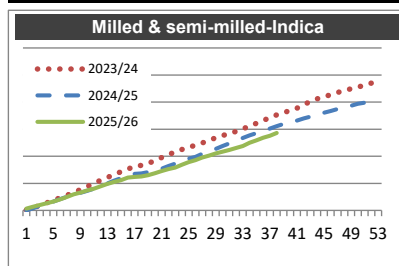
Husked-Indica				Husked-Japonica				Total husked			
week	2023/24	2024/25	2025/26	week	2023/24	2024/25	2025/26	week	2023/24	2024/25	2025/26
1	3	0	470	1	9	0	175	1	13	0	645
2	97	36	1 864	2	132	182	243	2	229	218	2 107
3	212	118	2 225	3	197	259	499	3	409	377	2 724
4	257	147	2 826	4	382	547	633	4	639	694	3 459
5	519	236	3 804	5	444	610	788	5	963	846	4 592
6	572	314	3 883	6	506	684	1 001	6	1 077	999	4 884
7	664	445	4 314	7	628	735	1 112	7	1 292	1 180	5 426
8	717	522	5 022	8	854	934	1 272	8	1 571	1 456	6 294
9	813	706	5 509	9	982	1 198	1 651	9	1 795	1 904	7 160
10	910	817	6 366	10	1 148	1 415	1 830	10	2 058	2 231	8 195
11	1 049	882	7 277	11	1 280	1 462	2 129	11	2 329	2 344	9 406
12	1 262	931	7 693	12	1 379	1 604	2 487	12	2 641	2 535	10 181
13	1 370	1 040	8 143	13	1 509	1 757	2 673	13	2 878	2 797	10 815
14	1 426	1 189	8 210	14	1 705	1 976	4 086	14	3 131	3 165	12 296
15	1 596	1 238	8 288	15	1 878	2 271	4 482	15	3 475	3 509	12 770
16	1 825	1 417	8 377	16	2 092	2 778	4 596	16	3 917	4 195	12 973
17	2 281	1 503	8 382	17	2 176	3 801	4 721	17	4 457	5 305	13 103
18	2 479	1 581	8 410	18	2 202	4 187	4 747	18	4 681	5 768	13 157
19	2 970	1 621	8 492	19	2 231	4 523	4 814	19	5 201	6 144	13 307
20	3 523	1 739	8 607	20	2 344	4 998	4 975	20	5 867	6 737	13 582
21	4 081	1 781	8 668	21	2 619	5 959	5 576	21	6 700	7 740	14 243
22	4 484	1 889	8 766	22	3 074	7 056	6 201	22	7 558	8 945	14 967
23	5 401	1 968	8 864	23	3 706	8 032	6 622	23	9 107	9 999	15 487
24	5 538	1 989	8 917	24	4 221	8 914	6 888	24	9 759	10 903	15 805
25	5 914	2 061	8 973	25	5 178	9 882	7 435	25	11 092	11 943	16 408
26	6 129	2 135	9 037	26	5 512	10 285	7 908	26	11 641	12 420	16 944
27	6 957	2 223	9 182	27	6 060	10 879	7 967	27	13 017	13 102	17 148
28	7 656	2 305	9 379	28	6 485	11 741	8 294	28	14 140	14 046	17 673
29	8 890	2 334	9 428	29	6 919	12 222	8 347	29	15 808	14 555	17 775
30	9 448	2 420	9 524	30	7 164	12 702	8 577	30	16 613	15 122	18 101
31	10 130	2 612	9 557	31	7 446	13 823	8 893	31	17 577	16 435	18 450
32	10 895	2 670	9 636	32	7 798	14 727	9 001	32	18 693	17 398	18 637
33	11 713	2 791	9 667	33	8 072	14 932	9 393	33	19 785	17 724	19 060
34	11 919	2 863	9 720	34	8 353	15 217	9 565	34	20 272	18 081	19 285
35	12 615	2 921	9 748	35	8 651	15 247	10 093	35	21 266	18 167	19 841
36	13 073	2 987	9 802	36	8 728	15 735	10 544	36	21 801	18 721	20 347
37	13 804	3 034	9 858	37	8 982	15 942	10 695	37	22 786	18 976	20 553
38	13 991	3 096	9 925	38	9 425	16 330	11 101	38	23 416	19 426	21 026
39	14 655	3 181		39	9 715	16 811		39	24 370	19 992	
40	14 685	3 253		40	10 020	17 009		40	24 706	20 262	
41	14 790	3 360		41	10 213	17 307		41	25 003	20 667	
42	14 884	3 423		42	10 391	17 414		42	25 276	20 837	
43	16 908	3 471		43	10 551	17 643		43	27 459	21 113	
44	17 011	3 596		44	10 904	17 688		44	27 915	21 284	
45	17 164	3 680		45	11 099	17 943		45	28 263	21 623	
46	17 225	3 769		46	11 365	18 108		46	28 590	21 877	
47	17 310	3 801		47	11 471	18 367		47	28 781	22 168	
48	17 429	3 869		48	11 638	18 498		48	29 066	22 367	
49	17 500	3 964		49	11 826	18 580		49	29 326	22 544	
50	17 582	4 295		50	12 030	18 880		50	29 613	23 175	
51	17 718	4 322		51	12 040	18 913		51	29 758	23 235	
52	17 770	4 352		52	12 106	18 942		52	29 876	23 294	
53	17 820	4 755		53	12 121	19 096		53	29 942	23 852	



Week 1 to 38 from 01/09/2024 to 24/05/2026

(tonnes milled equivalent)

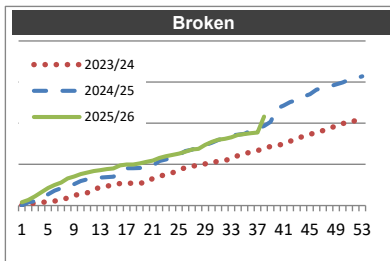
Milled & semi-milled-Indica				Milled & semi-milled-Japonica				Total milled & semi-milled			
week	2023/24	2024/25	2025/26	week	2023/24	2024/25	2025/26	week	2023/24	2024/25	2025/26
1	340	13	1 319	1	283	0	2 553	1	623	13	3 872
2	1 853	1 660	2 781	2	3 570	2 614	4 856	2	5 423	4 273	7 638
3	3 708	3 394	3 935	3	6 209	5 715	7 490	3	9 917	9 109	11 425
4	5 579	4 992	5 325	4	8 577	8 198	11 153	4	14 157	13 190	16 478
5	7 579	6 634	6 541	5	11 390	10 748	13 780	5	18 969	17 382	20 321
6	9 260	8 401	8 186	6	13 959	13 991	19 187	6	23 219	22 392	27 373
7	11 256	10 083	9 973	7	16 702	16 458	23 486	7	27 958	26 541	33 459
8	13 236	11 393	11 848	8	19 985	19 043	28 528	8	33 221	30 436	40 376
9	15 402	13 015	13 122	9	23 414	21 754	31 787	9	38 817	34 769	44 909
10	17 688	14 524	14 737	10	26 101	24 150	36 686	10	43 789	38 674	51 423
11	19 979	16 061	16 106	11	31 189	26 751	40 472	11	51 168	42 812	56 578
12	22 391	17 777	17 872	12	34 929	29 666	44 187	12	57 320	47 442	62 059
13	24 489	19 920	19 629	13	39 133	32 805	49 751	13	63 622	52 726	69 380
14	26 419	22 034	20 966	14	43 298	36 079	54 770	14	69 717	58 113	75 736
15	28 590	23 726	22 266	15	46 407	39 808	59 071	15	74 997	63 535	81 336
16	30 586	25 427	24 196	16	50 778	43 068	63 544	16	81 364	68 494	87 740
17	32 606	26 923	24 703	17	55 850	46 442	65 608	17	88 456	73 365	90 311
18	33 258	27 379	25 065	18	57 279	47 974	66 116	18	90 537	75 353	91 181
19	34 701	28 314	26 083	19	58 040	48 673	68 574	19	92 740	76 987	94 657
20	36 862	29 453	27 461	20	60 193	50 949	70 720	20	97 055	80 402	98 181
21	39 112	30 842	29 013	21	63 611	54 580	74 419	21	102 723	85 423	103 431
22	41 413	32 827	30 475	22	69 904	58 507	77 088	22	111 318	91 334	107 563
23	42 987	34 573	31 683	23	73 378	63 290	80 835	23	116 366	97 863	112 518
24	45 034	36 684	33 767	24	76 625	68 094	84 456	24	121 659	104 778	118 223
25	46 426	38 326	35 614	25	82 208	73 542	87 209	25	128 634	111 868	122 823
26	48 296	39 586	37 175	26	86 378	77 538	90 134	26	134 674	117 125	127 310
27	49 899	41 710	39 093	27	90 672	81 878	93 640	27	140 571	123 588	132 734
28	51 830	43 328	40 574	28	94 412	86 571	96 505	28	146 242	129 900	137 078
29	53 725	45 544	42 132	29	99 155	90 804	99 328	29	152 880	136 348	141 461
30	55 289	47 576	43 385	30	102 670	96 284	101 777	30	157 959	143 861	145 162
31	56 947	49 489	44 740	31	106 557	100 400	103 817	31	163 503	149 889	148 557
32	58 394	51 592	46 119	32	109 307	103 798	105 731	32	167 701	155 390	151 850
33	60 180	53 558	47 559	33	112 844	107 900	108 795	33	173 024	161 457	156 354
34	62 547	55 402	49 951	34	116 708	111 826	112 912	34	179 255	167 227	162 863
35	64 311	57 119	51 785	35	120 339	113 709	115 036	35	184 649	170 828	166 821
36	66 541	58 671	53 714	36	123 198	116 145	117 557	36	189 739	174 815	171 271
37	68 391	60 364	55 201	37	127 195	119 237	120 279	37	195 585	179 600	175 480
38	70 592	62 142	57 210	38	130 121	122 466	122 669	38	200 712	184 608	179 879
39	72 099	63 786		39	133 569	125 625		39	205 668	189 411	
40	73 737	65 194		40	137 546	128 309		40	211 283	193 503	
41	75 611	66 382		41	141 085	130 801		41	216 696	197 183	
42	78 312	68 017		42	143 721	133 176		42	222 033	201 192	
43	80 442	69 284		43	146 656	136 074		43	227 098	205 357	
44	82 416	71 159		44	149 885	138 839		44	232 301	209 998	
45	83 958	72 180		45	152 689	141 266		45	236 647	213 446	
46	85 489	73 482		46	155 482	144 176		46	240 972	217 658	
47	87 143	74 893		47	158 594	146 516		47	245 738	221 408	
48	88 541	75 903		48	161 412	149 781		48	249 954	225 684	
49	89 880	77 239		49	164 081	152 188		49	253 961	229 427	
50	91 138	78 701		50	166 748	154 228		50	257 886	232 929	
51	92 408	79 538		51	167 927	156 026		51	260 334	235 564	
52	93 964	80 458		52	169 689	157 346		52	263 653	237 803	
53	95 463	81 459		53	172 166	159 809		53	267 629	241 267	



Week 1 to 38 from 01/09/2024 to 24/05/2026

(tonnes milled equivalent)

Broken			
week	2023/24	2024/25	2025/26
1	55	0	398
2	166	372	679
3	309	534	1 126
4	384	937	1 631
5	460	1 354	2 139
6	536	1 812	2 501
7	734	2 100	2 803
8	905	2 495	3 283
9	1 237	2 607	3 541
10	1 418	2 986	3 813
11	1 556	3 198	4 019
12	1 978	3 338	4 203
13	2 217	3 401	4 290
14	2 373	3 439	4 425
15	2 476	3 510	4 509
16	2 674	4 012	4 891
17	2 704	4 532	4 976
18	2 709	4 546	4 984
19	2 714	4 574	5 107
20	2 813	4 607	5 293
21	3 300	4 856	5 471
22	3 550	5 407	5 774
23	3 774	5 586	5 981
24	3 973	5 869	6 162
25	4 303	6 178	6 297
26	4 604	6 626	6 558
27	4 788	6 792	6 816
28	4 841	7 191	6 900
29	5 075	7 329	7 377
30	5 124	7 621	7 723
31	5 435	7 965	8 011
32	5 477	8 190	8 118
33	5 682	8 534	8 305
34	6 067	8 618	8 580
35	6 302	8 728	8 688
36	6 481	9 118	8 802
37	6 683	9 370	8 882
38	6 955	9 679	10 811
39	7 190	10 180	
40	7 349	11 820	
41	7 451	12 163	
42	7 817	12 565	
43	8 141	12 817	
44	8 429	13 238	
45	8 672	13 541	
46	8 862	14 076	
47	9 118	14 279	
48	9 346	14 491	
49	9 731	14 713	
50	9 990	14 968	
51	10 023	15 295	
52	10 343	15 450	
53	10 919	15 704	



## Calendar of Marketing Year weeks

Week	2023/24		2024/25		2025/26	
	Start	End	Start	End	Start	End
1	01/09/2023	03/09/2023	01/09/2024	01/09/2024	01/09/2025	07/09/2025
2	04/09/2023	10/09/2023	02/09/2024	08/09/2024	08/09/2025	14/09/2025
3	11/09/2023	17/09/2023	09/09/2024	15/09/2024	15/09/2025	21/09/2025
4	18/09/2023	24/09/2023	16/09/2024	22/09/2024	22/09/2025	28/09/2025
5	25/09/2023	01/10/2023	23/09/2024	29/09/2024	29/09/2025	05/10/2025
6	02/10/2023	08/10/2023	30/09/2024	06/10/2024	06/10/2025	12/10/2025
7	09/10/2023	15/10/2023	07/10/2024	13/10/2024	13/10/2025	19/10/2025
8	16/10/2023	22/10/2023	14/10/2024	20/10/2024	20/10/2025	26/10/2025
9	23/10/2023	29/10/2023	21/10/2024	27/10/2024	27/10/2025	02/11/2025
10	30/10/2023	05/11/2023	28/10/2024	03/11/2024	03/11/2025	09/11/2025
11	06/11/2023	12/11/2023	04/11/2024	10/11/2024	10/11/2025	16/11/2025
12	13/11/2023	19/11/2023	11/11/2024	17/11/2024	17/11/2025	23/11/2025
13	20/11/2023	26/11/2023	18/11/2024	24/11/2024	24/11/2025	30/11/2025
14	27/11/2023	03/12/2023	25/11/2024	01/12/2024	01/12/2025	07/12/2025
15	04/12/2023	10/12/2023	02/12/2024	08/12/2024	08/12/2025	14/12/2025
16	11/12/2023	17/12/2023	09/12/2024	15/12/2024	15/12/2025	21/12/2025
17	18/12/2023	24/12/2023	16/12/2024	22/12/2024	22/12/2025	28/12/2025
18	25/12/2023	31/12/2023	23/12/2024	29/12/2024	29/12/2025	04/01/2026
19	01/01/2024	07/01/2024	30/12/2024	05/01/2025	05/01/2026	11/01/2026
20	08/01/2024	14/01/2024	06/01/2025	12/01/2025	12/01/2026	18/01/2026
21	15/01/2024	21/01/2024	13/01/2025	19/01/2025	19/01/2026	25/01/2026
22	22/01/2024	28/01/2024	20/01/2025	26/01/2025	26/01/2026	01/02/2026
23	29/01/2024	04/02/2024	27/01/2025	02/02/2025	02/02/2026	08/02/2026
24	05/02/2024	11/02/2024	03/02/2025	09/02/2025	09/02/2026	15/02/2026
25	12/02/2024	18/02/2024	10/02/2025	16/02/2025	16/02/2026	22/02/2026
26	19/02/2024	25/02/2024	17/02/2025	23/02/2025	23/02/2026	01/03/2026
27	26/02/2024	03/03/2024	24/02/2025	02/03/2025	02/03/2026	08/03/2026
28	04/03/2024	10/03/2024	03/03/2025	09/03/2025	09/03/2026	15/03/2026
29	11/03/2024	17/03/2024	10/03/2025	16/03/2025	16/03/2026	22/03/2026
30	18/03/2024	24/03/2024	17/03/2025	23/03/2025	23/03/2026	29/03/2026
31	25/03/2024	31/03/2024	24/03/2025	30/03/2025	30/03/2026	05/04/2026
32	01/04/2024	07/04/2024	31/03/2025	06/04/2025	06/04/2026	12/04/2026
33	08/04/2024	14/04/2024	07/04/2025	13/04/2025	13/04/2026	19/04/2026
34	15/04/2024	21/04/2024	14/04/2025	20/04/2025	20/04/2026	26/04/2026
35	22/04/2024	28/04/2024	21/04/2025	27/04/2025	27/04/2026	03/05/2026
36	29/04/2024	05/05/2024	28/04/2025	04/05/2025	04/05/2026	10/05/2026
37	06/05/2024	12/05/2024	05/05/2025	11/05/2025	11/05/2026	17/05/2026
38	13/05/2024	19/05/2024	12/05/2025	18/05/2025	18/05/2026	24/05/2026
39	20/05/2024	26/05/2024	19/05/2025	25/05/2025	25/05/2026	31/05/2026
40	27/05/2024	02/06/2024	26/05/2025	01/06/2025	01/06/2026	07/06/2026
41	03/06/2024	09/06/2024	02/06/2025	08/06/2025	08/06/2026	14/06/2026
42	10/06/2024	16/06/2024	09/06/2025	15/06/2025	15/06/2026	21/06/2026
43	17/06/2024	23/06/2024	16/06/2025	22/06/2025	22/06/2026	28/06/2026
44	24/06/2024	30/06/2024	23/06/2025	29/06/2025	29/06/2026	05/07/2026
45	01/07/2024	07/07/2024	30/06/2025	06/07/2025	06/07/2026	12/07/2026
46	08/07/2024	14/07/2024	07/07/2025	13/07/2025	13/07/2026	19/07/2026
47	15/07/2024	21/07/2024	14/07/2025	20/07/2025	20/07/2026	26/07/2026
48	22/07/2024	28/07/2024	21/07/2025	27/07/2025	27/07/2026	02/08/2026
49	29/07/2024	04/08/2024	28/07/2025	03/08/2025	03/08/2026	09/08/2026
50	05/08/2024	11/08/2024	04/08/2025	10/08/2025	10/08/2026	16/08/2026
51	12/08/2024	18/08/2024	11/08/2025	17/08/2025	17/08/2026	23/08/2026
52	19/08/2024	25/08/2024	18/08/2025	24/08/2025	24/08/2026	30/08/2026
53	26/08/2024	31/08/2024	25/08/2025	31/08/2025	31/08/2026	31/08/2026