Export data for France are not complete since the beginning of calendar year 2024. Export data for Bulgaria and Ireland are not complete since the beginning of marketing year 2023/24. Export data for Greece are missing since January 2026.
The Commission services are in contact with member states concerned working to resolve the issues.

Trade monitoring through customs surveillance data

Weekly Taxud data (imports and exports) are also available on Agri-food Data Portal on Europa webpage
https://agridata.ec.europa.eu/extensions/DataPortal/rice.html

The TAXUD surveillance system ("customs surveillance") records and centralizes all trade data (import and exports) directly from the national customs authorities on a daily basis. For each transaction, the stored data contain the information available on the Single Administrative Document (SAD), including the volume and origin of the consignment. As the surveillance system does not include intra-trade data, the UK data as EU partner can't be displayed before 1/01/2021. The data as of 1/01/2021 is therefore not comparable with the data until 31/12/2020.

According to Art.55(2) of Commission Implementing Regulation (EU) 2015/2447, the customs authorities shall provide the Commission at least once a week with data on customs declarations for the goods that have been made subject to surveillance at release for free circulation or at export.

The "customs surveillance" data provide actual and prompt information about the trade (import/export) transaction in terms of volume and origin or destination. The European Commission aims to improve data quality and provide as recent and accurate information as possible. However, Surveillance data are created on the basis of declarations that may be modified, corrected or deleted. Additionally, the legal basis (Regulation (EU) 2015/2447) allows that on specific occasions declaration data may be forwarded with a delay. Therefore, it cannot be guaranteed that information provided is free of errors or that it will not be amended. The European Commission accepts no responsibility with regard to such problems incurred as a result of using these data.

The United Kingdom is no longer a Member State of the European Union, however until the end of the transition period was still a part of the EU Customs Union. Due to the absence of intra-trade data in the suivellance system, the total of the EU trade data therefore also include the UK trade until 31/12/2020. The data as of 1/01/2021 is therefore not comparable with the data until 31/12/2020.

Publication of data

This report is published on a weekly basis. **In case of a technical issue or another constraint causing delay of the publication, please note that the next upload will be done in the coming days at 12h or 16h.**

The data are expressed in quantity of the product itself, unless otherwise stated
Below the specifications of the products included in the report

Product	Type	CN code	Conversion factor milled equivalent
Paddy	Indica	1006 10 79 *(until 31/12/2016: 1006 10 27; 1006 10 98)*	0.552
	Japonica	1006 10 50 *(until 31/12/2016: 1006 10 23; 1006 1094)* ; 1006 10 71 *(until 31/12/2016: 1006 1025; 1006 1096)*	0.552
		1006 10 30 *(until 31/12/2016: 1006 10 21; 1006 10 92)*	0.62
Husked	Indica	1006 20 17; 1006 20 98	0.69
	Japonica	1006 20 13; 1006 20 15; 1006 20 94; 1006 20 96	0.69
		1006 20 11; 1006 20 92	0.775
Milled & semi-milled	Indica	1006 30 27; 1006 30 48	0.93284
		1006 30 67; 1006 30 98	1
	Japonica	1006 30 23; 1006 30 25; 1006 30 44; 1006 30 46	0.93284
		1006 30 21; 1006 30 42	0.93897
		1006 30 61; 1006 30 63; 1006 30 65; 1006 30 92; 1006 30 94; 1006 30 96	1

Changes in the report
as of 09/07/2018:
- the weekly reference period is from Monday to Sunday (compared to Wednesday to Tuesday previously)
- calendar of marketing year weeks is added

DG Agri E.4

Situation at 15/11/2026

Imports

Cumul of week 1 to 11

(tonnes milled equivalent)		EU 01/09/2026 - 15/11/2026		EU 01/09/2025 - 16/11/2025		EU 01/09/2024 - 10/11/2024	
		Export	**Import**	**Export**	**Import**	**Export**	**Import**
Paddy	Indica	20	0	22	3	1	1
	Japonica	572	8	552	1	15	7
	Total paddy	593	8	574	4	16	8
Husked	Indica	582	71 684	7 277	73 430	882	87 456
	Japonica	1 362	1 880	2 132	13 299	1 464	3 992
	Total husked	1 944	73 564	9 409	86 729	2 346	91 447
Milled & semi-milled	Indica	15 726	157 966	16 106	164 574	16 061	168 369
	Japonica	26 507	28 153	40 547	33 361	26 774	23 455
	Total milled	42 233	186 119	56 653	197 934	42 836	191 824
General Total		**44 770**	**259 691**	**66 636**	**284 667**	**45 197**	**283 279**
Broken	Total broken	2 655	63 657	4 019	53 301	3 198	147 792

DG Agri E.4

Imports

Situation at 15/11/2026

Marketing year 2026/27

Week 1 to 11 from 01/09/2026 to 15/11/2026

Summary

Import *(tonnes milled equivalent)*	Paddy			Husked			Milled & semi-milled			Total			Broken
	Indica	Japonica	**Total**	Indica	Japonica	**Total**	Indica	Japonica	**Total**	Indica	Japonica	**Total**	**Total**
BE				13 228	21	**13 249**	13 040	3 301	**16 341**	26 268	3 323	**29 591**	**37 335**
BG					419	**419**	1 441	89	**1 529**	1 441	507	**1 948**	**20**
CZ				1	10	**11**	7 484	480	**7 965**	7 485	490	**7 975**	**272**
DK				213		**213**	1 755	247	**2 002**	1 968	247	**2 215**	
DE				310	40	**350**	8 021	3 987	**12 008**	8 330	4 028	**12 358**	**318**
EE							182	41	**223**	182	41	**223**	
IE		1	**1**	8	93	**101**	1 434	1 011	**2 445**	1 442	1 104	**2 546**	**134**
EL				16		**16**	1 812	257	**2 068**	1 828	257	**2 084**	
ES				5 681	406	**6 086**	6 220	3 690	**9 910**	11 900	4 096	**15 996**	**1 921**
FR				1 962	120	**2 082**	36 743	2 746	**39 489**	38 705	2 866	**41 571**	**2 928**
HR							1 081	107	**1 187**	1 081	107	**1 187**	
IT				15 482	58	**15 540**	23 714	596	**24 309**	39 196	654	**39 849**	**2 686**
CY				1		**1**	835	181	**1 015**	836	181	**1 017**	
LV							215	149	**364**	215	149	**364**	
LT				71		**71**	2 680	144	**2 824**	2 751	144	**2 895**	
LU													
HU							1 035		**1 035**	1 035		**1 035**	**25**
MT							559	36	**595**	559	36	**595**	**47**
NL		7	**7**	11 105	79	**11 183**	22 020	4 155	**26 175**	33 125	4 240	**37 365**	**15 224**
AT				5	35	**40**	746	656	**1 402**	751	691	**1 442**	**4**
PL				3 561	581	**4 142**	13 228	2 768	**15 995**	16 789	3 349	**20 138**	**1 700**
PT				19 087		**19 087**	4 784	668	**5 452**	23 871	668	**24 539**	**942**
RO				949		**949**	997	41	**1 038**	1 945	41	**1 986**	
SI		1	**1**				1 937	101	**2 038**	1 937	102	**2 039**	
SK							39		**39**	39		**39**	
FI					2	**2**	1 021	114	**1 135**	1 021	116	**1 137**	**57**
SE				6	16	**22**	4 944	2 590	**7 534**	4 950	2 606	**7 556**	**41**
EU		**8**	**8**	**71 684**	**1 880**	**73 564**	**157 966**	**28 153**	**186 119**	**229 650**	**30 041**	**259 691**	**63 657**

Top 5 import origins - (update of 15 Nov 2026)

Paddy-Indica				
	MY 2026/27		MY 2025/26	
Origin	tonnes	share	tonnes	share

Paddy-Japonica				
	MY 2026/27		MY 2025/26	
Origin	tonnes	share	tonnes	share
Syrian Arab Republic	4	46.3%	----------	----------
Peru	2	24.2%	----------	----------
Brazil	1	6.7%	----------	----------
North Macedonia	1	6.7%	----------	----------
Lebanon	1	6.1%	----------	----------

Total Paddy				
	MY 2026/27		MY 2025/26	
Origin	tonnes	share	tonnes	share
Syrian Arab Republic	4	46.0%	----------	----------
Peru	2	24.0%	----------	----------
Brazil	1	6.7%	----------	----------
North Macedonia	1	6.7%	----------	----------
Lebanon	1	6.1%	----------	----------

Husked-Indica				
	MY 2026/27		MY 2025/26	
Origin	tonnes	share	tonnes	share
India	28 046	39.1%	28 416	38.7%
Uruguay	14 021	19.6%	11 948	16.3%
Guyana	12 263	17.1%	5 940	8.1%
Pakistan	11 658	16.3%	13 237	18.0%
Argentina	3 142	4.4%	9 379	12.8%

Husked-Japonica				
	MY 2026/27		MY 2025/26	
Origin	tonnes	share	tonnes	share
Vietnam	585	31.1%	3	0.0%
China	419	22.3%	6 075	45.7%
Argentina	401	21.3%	4 511	33.9%
India	233	12.4%	241	1.8%
Thailand	81	4.3%	100	0.7%

Total Husked				
	MY 2026/27		MY 2025/26	
Origin	tonnes	share	tonnes	share
India	28 279	38.4%	28 657	33.0%
Uruguay	14 041	19.1%	11 955	13.8%
Guyana	12 263	16.7%	5 974	6.9%
Pakistan	11 693	15.9%	13 256	15.3%
Argentina	3 543	4.8%	13 889	16.0%

Milled & semi-milled-Indica				
	MY 2026/27		MY 2025/26	
Origin	tonnes	share	tonnes	share
Cambodia	44 594	28.2%	37 192	22.6%
Thailand	30 924	19.6%	31 339	19.0%
India	28 736	18.2%	30 642	18.6%
Myanmar	26 908	17.0%	35 296	21.4%
Pakistan	17 262	10.9%	20 971	12.7%

Milled & semi-milled-Japonica				
	MY 2026/27		MY 2025/26	
Origin	tonnes	share	tonnes	share
India	6 108	21.7%	5 760	17.3%
United States of Americ	5 935	21.1%	4 050	12.1%
Vietnam	5 073	18.0%	5 335	16.0%
Myanmar	3 963	14.1%	9 218	27.6%
Cambodia	1 903	6.8%	2 744	8.2%

Total Milled & semi-milled				
	MY 2026/27		MY 2025/26	
Origin	tonnes	share	tonnes	share
Cambodia	46 497	25.0%	39 936	20.2%
India	34 844	18.7%	36 402	18.4%
Thailand	32 685	17.6%	32 796	16.6%
Myanmar	30 871	16.6%	44 514	22.5%
Pakistan	18 521	10.0%	22 380	11.3%

Broken-				
	MY 2026/27		MY 2025/26	
Origin	tonnes	share	tonnes	share
Myanmar	18 447	29.0%	14 325	26.9%
Brazil	10 200	16.0%	----------	----------
Uruguay	9 266	14.6%	17 628	33.1%
Guyana	5 417	8.5%	4 629	8.7%
Cambodia	4 008	6.3%	4 883	9.2%

DG Agri E.4

Imports

Situation at 15/11/2026
Marketing year 2026/27

Week 1 to 11 from 01/09/2026 to 15/11/2026

(tonnes milled equivalent)

Paddy-Indica			
week	2024/25	2025/26	2026/27
1	0	0	0
2	0	1	0
3	0	1	0
4	1	1	0
5	1	1	0
6	1	1	0
7	1	1	0
8	1	1	0
9	1	1	0
10	1	1	0
11	1	3	0
12	1	3	
13	1	3	
14	3	3	
15	3	2 211	
16	3	4 419	
17	3	5 616	
18	6	6 447	
19	6	11 012	
20	7	11 012	
21	7	11 015	
22	8	11 015	
23	9	11 015	
24	3 094	11 044	
25	3 094	11 044	
26	3 096	11 044	
27	3 096	11 044	
28	3 096	11 044	
29	3 098	11 044	
30	3 099	11 044	
31	3 100	11 044	
32	3 100	11 044	
33	3 102	11 044	
34	3 102	11 044	
35	3 103	11 044	
36	3 103	11 044	
37	3 103	11 044	
38	3 656	11 596	
39	4 209	11 596	
40	5 612	11 596	
41	7 537	11 596	
42	7 537	11 596	
43	7 615	11 596	
44	7 615	11 598	
45	7 615	11 598	
46	7 615	11 598	
47	7 615	11 598	
48	7 615	11 600	
49	7 616	11 600	
50	8 721	11 600	
51	8 722	11 600	
52	8 722	11 600	
53	12 874	11 600	

Paddy-Japonica			
week	2024/25	2025/26	2026/27
1	0	0	0
2	1	0	0
3	1	0	4
4	2	0	4
5	2	0	4
6	3	0	5
7	3	0	6
8	4	0	6
9	6	0	6
10	6	1	6
11	7	1	8
12	8	3	
13	9	3	
14	9	3	
15	9	3	
16	9	4	
17	10	5	
18	11	5	
19	12	5	
20	12	5	
21	12	5	
22	12	5	
23	12	6	
24	12	6	
25	28	6	
26	28	6	
27	28	7	
28	28	7	
29	28	7	
30	29	7	
31	30	7	
32	30	7	
33	30	8	
34	30	8	
35	31	10	
36	31	10	
37	32	10	
38	33	10	
39	34	13	
40	34	13	
41	34	13	
42	35	13	
43	36	13	
44	36	13	
45	38	14	
46	38	15	
47	38	15	
48	38	31	
49	38	31	
50	39	45	
51	40	45	
52	41	45	
53	41	45	

Total paddy			
week	2024/25	2025/26	2026/27
1	0	0	0
2	1	1	0
3	1	1	4
4	3	1	4
5	3	1	4
6	4	1	5
7	4	1	6
8	5	1	6
9	7	1	6
10	7	1	6
11	8	4	8
12	9	6	
13	10	6	
14	12	6	
15	12	2 214	
16	12	4 423	
17	13	5 620	
18	17	6 452	
19	18	11 017	
20	19	11 017	
21	19	11 019	
22	20	11 019	
23	21	11 021	
24	3 107	11 050	
25	3 122	11 050	
26	3 124	11 050	
27	3 124	11 051	
28	3 124	11 051	
29	3 126	11 051	
30	3 128	11 051	
31	3 129	11 051	
32	3 130	11 051	
33	3 132	11 052	
34	3 132	11 052	
35	3 134	11 053	
36	3 134	11 054	
37	3 135	11 054	
38	3 690	11 606	
39	4 243	11 608	
40	5 646	11 609	
41	7 571	11 609	
42	7 572	11 609	
43	7 651	11 609	
44	7 651	11 611	
45	7 653	11 612	
46	7 653	11 613	
47	7 653	11 613	
48	7 653	11 631	
49	7 654	11 631	
50	8 761	11 645	
51	8 762	11 645	
52	8 763	11 645	
53	12 915	11 645	

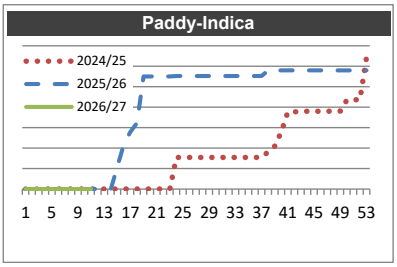

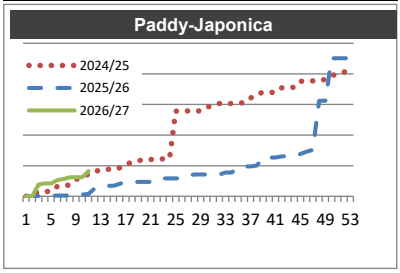

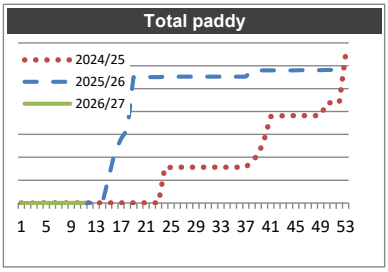

DG Agri E.4

Imports

Situation at 15/11/2026
Marketing year 2026/27

Week 1 to 11 from 01/09/2026 to 15/11/2026

(tonnes milled equivalent)

Husked-Indica			
week	2024/25	2025/26	2026/27
1	182	12 391	5 674
2	18 556	23 418	10 384
3	25 959	30 086	17 984
4	28 997	36 451	21 559
5	35 493	40 345	32 395
6	42 665	44 103	36 941
7	48 136	48 934	43 414
8	53 515	54 362	48 761
9	66 264	58 187	64 332
10	76 845	62 166	68 959
11	87 456	73 430	71 684
12	92 743	78 008	
13	108 193	87 548	
14	112 608	93 283	
15	116 836	108 013	
16	131 798	119 633	
17	142 865	123 348	
18	146 577	128 388	
19	149 463	133 447	
20	152 811	136 766	
21	156 881	140 978	
22	161 320	146 402	
23	168 825	148 590	
24	171 454	155 424	
25	175 887	158 178	
26	182 318	165 118	
27	189 154	169 561	
28	195 331	187 118	
29	204 590	206 348	
30	219 028	212 794	
31	234 478	220 596	
32	243 096	231 252	
33	253 015	236 941	
34	261 187	247 960	
35	269 446	258 507	
36	280 319	271 162	
37	295 177	279 930	
38	305 010	284 913	
39	316 200	303 081	
40	327 609	308 749	
41	338 569	318 901	
42	343 062	349 179	
43	360 115	356 266	
44	382 264	360 906	
45	386 035	367 203	
46	394 329	374 570	
47	405 178	381 654	
48	410 811	390 661	
49	415 302	401 359	
50	419 576	406 456	
51	435 471	417 162	
52	461 164	443 004	
53	475 048	444 602	

Husked-Japonica			
week	2024/25	2025/26	2026/27
1	0	6 978	918
2	203	10 535	1 171
3	673	10 865	1 220
4	1 299	10 927	1 430
5	2 133	11 027	1 630
6	2 617	11 452	1 704
7	3 316	11 730	1 734
8	3 415	12 072	1 764
9	3 455	12 375	1 809
10	3 487	12 464	1 861
11	3 992	13 299	1 880
12	4 840	14 060	
13	5 022	14 884	
14	5 270	15 224	
15	5 338	16 305	
16	5 464	17 649	
17	5 869	17 690	
18	6 281	18 169	
19	6 437	18 396	
20	6 496	18 978	
21	6 521	19 629	
22	7 017	20 169	
23	7 212	20 866	
24	7 287	21 830	
25	7 329	22 766	
26	7 451	23 961	
27	7 506	24 143	
28	7 535	24 526	
29	7 560	29 323	
30	7 716	30 376	
31	8 368	31 687	
32	8 616	31 927	
33	8 667	35 025	
34	10 102	35 523	
35	16 005	36 165	
36	17 031	36 714	
37	17 172	37 913	
38	17 455	38 646	
39	18 145	42 580	
40	23 570	47 655	
41	23 979	48 409	
42	24 484	49 000	
43	24 936	49 604	
44	26 350	49 964	
45	26 882	50 438	
46	27 786	51 756	
47	29 263	57 654	
48	30 849	57 772	
49	31 675	58 033	
50	33 573	58 180	
51	34 450	58 291	
52	36 576	70 855	
53	36 980	71 090	

Total husked			
week	2024/25	2025/26	2026/27
1	182	19 369	6 592
2	18 759	33 954	11 555
3	26 632	40 950	19 204
4	30 296	47 378	22 990
5	37 626	51 373	34 024
6	45 282	55 555	38 645
7	51 452	60 664	45 148
8	56 930	66 434	50 525
9	69 720	70 563	66 141
10	80 332	74 630	70 820
11	91 447	86 729	73 564
12	97 583	92 068	
13	113 215	102 432	
14	117 878	108 507	
15	122 175	124 318	
16	137 262	137 283	
17	148 734	141 038	
18	152 858	146 557	
19	155 900	151 843	
20	159 307	155 744	
21	163 403	160 607	
22	168 337	166 571	
23	176 036	169 455	
24	178 741	177 254	
25	183 216	180 944	
26	189 770	189 079	
27	196 660	193 703	
28	202 866	211 644	
29	212 151	235 671	
30	226 744	243 171	
31	242 845	252 284	
32	251 712	263 179	
33	261 682	271 966	
34	271 289	283 483	
35	285 450	294 672	
36	297 350	307 877	
37	312 349	317 843	
38	322 465	323 559	
39	334 345	345 661	
40	351 179	356 405	
41	362 548	367 309	
42	367 545	398 179	
43	385 051	405 870	
44	408 614	410 870	
45	412 917	417 641	
46	422 115	426 326	
47	434 441	439 308	
48	441 661	448 434	
49	446 977	459 392	
50	453 149	464 637	
51	469 921	475 453	
52	497 740	513 859	
53	512 028	515 692	

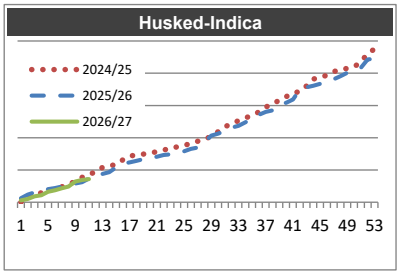

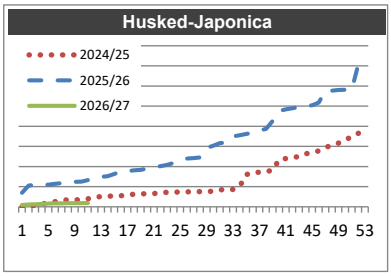

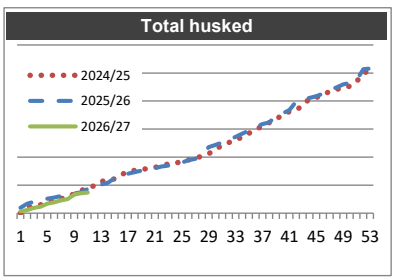

DG Agri E.4

Imports

Situation at 15/11/2026
Marketing year 2026/27

Week 1 to 11 from 01/09/2026 to 15/11/2026

(tonnes milled equivalent)

Milled & semi-milled-Indica

week	2024/25	2025/26	2026/27
1	0	18 113	12 048
2	9 838	31 158	29 102
3	31 626	44 094	42 521
4	51 858	57 977	62 409
5	73 222	73 440	78 617
6	88 793	88 455	92 367
7	101 651	99 091	108 241
8	123 002	112 466	122 560
9	136 053	125 336	134 356
10	149 774	143 494	145 858
11	168 369	164 574	157 966
12	184 827	182 471	
13	202 740	201 953	
14	225 554	217 701	
15	242 717	235 729	
16	255 513	253 914	
17	271 485	261 466	
18	280 670	275 683	
19	293 844	292 938	
20	306 794	309 338	
21	322 220	331 691	
22	338 440	348 306	
23	355 331	362 643	
24	374 628	380 307	
25	393 358	396 141	
26	409 151	417 024	
27	425 703	437 711	
28	450 619	455 767	
29	470 665	470 577	
30	503 875	486 263	
31	523 958	504 240	
32	540 393	524 358	
33	565 891	543 524	
34	585 510	567 671	
35	605 181	586 212	
36	625 686	612 312	
37	651 132	634 420	
38	676 102	653 505	
39	697 035	671 124	
40	716 570	688 126	
41	735 820	703 972	
42	754 173	724 123	
43	770 562	743 568	
44	793 346	762 752	
45	807 100	776 328	
46	826 327	793 878	
47	841 500	811 590	
48	857 921	827 096	
49	875 732	845 773	
50	894 370	864 563	
51	909 256	883 807	
52	924 967	903 066	
53	941 265	906 812	

Milled & semi-milled-Japonica

week	2024/25	2025/26	2026/27
1	1	2 560	2 453
2	1 540	6 549	5 066
3	6 347	10 889	7 908
4	8 310	13 072	10 832
5	10 807	16 204	14 047
6	12 269	20 276	17 573
7	14 765	21 843	19 757
8	16 688	24 380	22 444
9	18 997	27 191	24 497
10	20 483	30 791	26 405
11	23 455	33 361	28 153
12	24 998	35 209	
13	26 765	38 925	
14	31 772	41 675	
15	35 291	44 001	
16	37 590	47 239	
17	40 315	48 604	
18	41 793	51 282	
19	43 652	53 643	
20	45 760	57 276	
21	47 641	59 843	
22	50 322	61 795	
23	54 236	64 717	
24	57 907	67 704	
25	60 709	71 021	
26	64 027	73 391	
27	67 507	76 998	
28	69 922	81 272	
29	73 078	83 835	
30	75 831	86 705	
31	80 287	92 036	
32	82 454	94 820	
33	85 755	97 684	
34	90 481	103 715	
35	93 973	109 755	
36	98 045	117 842	
37	102 518	121 330	
38	106 825	127 316	
39	112 024	132 193	
40	115 347	136 811	
41	120 311	142 527	
42	124 909	145 729	
43	127 746	149 339	
44	135 333	153 771	
45	143 886	156 318	
46	148 666	161 922	
47	152 209	164 825	
48	156 396	168 482	
49	160 085	171 821	
50	163 280	175 205	
51	167 599	178 367	
52	170 302	180 306	
53	173 913	181 069	

Total milled & semi-milled

week	2024/25	2025/26	2026/27
1	1	20 672	14 501
2	11 378	37 707	34 168
3	37 973	54 983	50 429
4	60 168	71 049	73 241
5	84 029	89 644	92 664
6	101 062	108 731	109 940
7	116 416	120 934	127 998
8	139 690	136 846	145 004
9	155 050	152 526	158 853
10	170 258	174 285	172 263
11	191 824	197 934	186 119
12	209 825	217 680	
13	229 506	240 878	
14	257 325	259 376	
15	278 009	279 730	
16	293 103	301 152	
17	311 801	310 070	
18	322 462	326 965	
19	337 495	346 581	
20	352 554	366 613	
21	369 861	391 533	
22	388 762	410 102	
23	409 567	427 360	
24	432 535	448 011	
25	454 067	467 162	
26	473 178	490 415	
27	493 210	514 710	
28	520 542	537 039	
29	543 743	554 411	
30	579 706	572 968	
31	604 245	596 275	
32	622 847	619 178	
33	651 646	641 208	
34	675 991	671 386	
35	699 155	695 967	
36	723 731	730 154	
37	753 650	755 750	
38	782 927	780 821	
39	809 059	803 316	
40	831 917	824 937	
41	856 131	846 498	
42	879 081	869 852	
43	898 309	892 907	
44	928 680	916 523	
45	950 987	932 646	
46	974 994	955 800	
47	993 708	976 415	
48	1 014 317	995 578	
49	1 035 817	1 017 594	
50	1 057 650	1 039 768	
51	1 076 855	1 062 175	
52	1 095 269	1 083 372	
53	1 115 179	1 087 880	

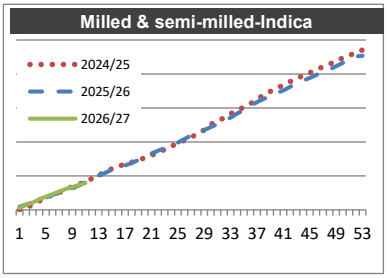

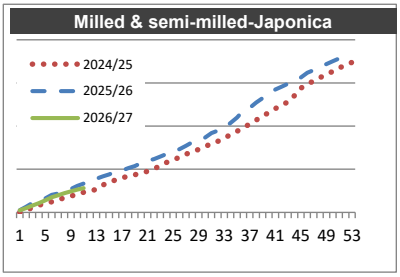

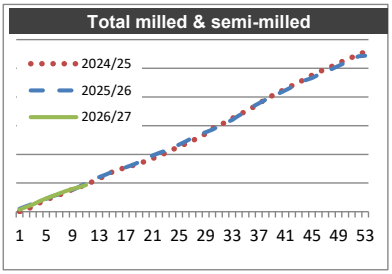

DG Agri E.4

Imports

Situation at 15/11/2026
Marketing year 2026/27

Week 1 to 11 from 01/09/2026 to 15/11/2026

(tonnes milled equivalent)

Broken			
week	**2024/25**	**2025/26**	**2026/27**
1	100	3 535	2 693
2	2 372	7 789	6 987
3	19 590	12 065	10 918
4	24 690	19 601	14 855
5	27 349	28 406	18 304
6	31 023	33 032	20 627
7	33 631	34 652	33 665
8	67 021	38 214	38 700
9	81 526	48 650	58 601
10	145 133	51 402	60 724
11	147 792	53 301	63 657
12	150 764	61 862	
13	157 981	65 012	
14	170 824	81 348	
15	196 633	84 239	
16	214 906	98 068	
17	221 274	101 145	
18	226 043	105 116	
19	258 511	115 579	
20	264 358	117 087	
21	267 701	142 276	
22	270 545	147 231	
23	274 755	153 297	
24	282 239	158 766	
25	289 984	162 650	
26	296 423	167 131	
27	300 227	188 010	
28	321 465	192 530	
29	325 350	194 897	
30	337 088	198 766	
31	363 244	202 653	
32	373 532	209 844	
33	383 062	212 902	
34	385 709	221 003	
35	413 459	227 830	
36	427 913	232 237	
37	431 775	237 994	
38	443 240	242 855	
39	460 070	253 113	
40	465 099	257 185	
41	473 209	267 939	
42	475 481	272 572	
43	520 744	298 727	
44	522 751	306 237	
45	527 778	325 506	
46	532 109	335 406	
47	542 540	338 857	
48	554 313	345 592	
49	558 925	348 558	
50	563 271	366 855	
51	566 787	378 820	
52	578 686	385 085	
53	581 334	386 772	

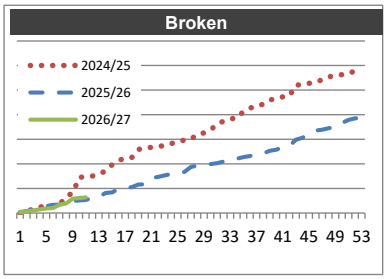

DG Agri E.4

Exports

Situation at 15/11/2026

Marketing year 2026/27

Week 1 to 11 from 01/09/2026 to 15/11/2026

Summary

Export *(tonnes milled equivalent)*	Paddy			Husked			Milled & semi-milled			Total			Broken
	Indica	Japonica	**Total**	Indica	Japonica	**Total**	Indica	Japonica	**Total**	Indica	Japonica	**Total**	**Total**
BE		1	**2**	182	4	**186**	4 514	236	**4 751**	4 697	242	**4 938**	**24**
BG		540	**540**				143	1 410	**1 553**	143	1 950	**2 093**	
CZ							173	28	**201**	173	28	**201**	
DK	1	2	**3**	19	8	**28**	182	85	**266**	202	95	**297**	
DE	1	2	**3**	5	9	**14**	302	319	**622**	309	330	**639**	**3**
EE													
IE								1	**1**		1	**1**	
EL							4		**4**	4		**4**	
ES		23	**23**	163	183	**345**	3 297	1 250	**4 547**	3 460	1 456	**4 916**	**1 017**
FR				14	11	**25**	103	41	**143**	117	51	**168**	**19**
HR				1	1	**2**	284	33	**317**	285	33	**319**	
IT	3	2	**5**	116	1 096	**1 212**	2 974	16 149	**19 123**	3 093	17 247	**20 340**	**649**
CY													
LV							4		**4**	4		**4**	
LT				1		**1**	512	2	**514**	513	2	**515**	
LU													
HU				6		**6**	3	5	**8**	9	5	**14**	
MT													
NL	14		**15**	29	44	**73**	1 342	303	**1 645**	1 385	348	**1 733**	**585**
AT				1	1	**2**	14	16	**30**	15	17	**32**	
PL				35		**36**	660	76	**737**	696	77	**772**	**12**
PT		2	**2**	1		**1**	974	5 874	**6 848**	975	5 877	**6 852**	**344**
RO				2	2	**4**	110	597	**707**	111	600	**711**	
SI					2	**2**	75	62	**136**	75	64	**139**	
SK							1	2	**3**	1	2	**3**	
FI							3		**4**	3		**4**	
SE				6		**6**	51	17	**68**	57	17	**74**	
EU	**20**	**572**	**593**	**582**	**1 362**	**1 944**	**15 726**	**26 507**	**42 233**	**16 328**	**28 441**	**44 770**	**2 655**

Top 5 export destinations - (update of 15 Nov 2026)

Paddy-Indica

Destination	MY 2026/27 tonnes	MY 2026/27 share	MY 2025/26 tonnes	MY 2025/26 share
United Kingdom	15	71.3%	20	88.5%
United States of Americ	3	14.6%	0	0.4%
Ukraine	1	7.2%	1	4.3%

Paddy-Japonica

Destination	MY 2026/27 tonnes	MY 2026/27 share	MY 2025/26 tonnes	MY 2025/26 share
Türkiye	540	94.3%	523	94.8%
United Kingdom	17	2.9%	18	3.2%
Algeria	6	1.1%	----------	----------
Switzerland	3	0.5%	0	0.0%
Angola	2	0.4%	----------	----------

Total Paddy

Destination	MY 2026/27 tonnes	MY 2026/27 share	MY 2025/26 tonnes	MY 2025/26 share
Türkiye	540	91.1%	523	91.2%
United Kingdom	31	5.2%	38	6.5%
Algeria	6	1.0%	----------	----------
United States of Americ	3	0.5%	0	0.0%
Switzerland	3	0.5%	1	0.1%

Husked-Indica

destination	MY 2026/27 tonnes	MY 2026/27 share	MY 2025/26 tonnes	MY 2025/26 share
United Kingdom	360	61.9%	516	7.1%
Norway	90	15.5%	123	1.7%
Switzerland	42	7.3%	92	1.3%
United States of Americ	21	3.6%	20	0.3%
Serbia	11	1.8%	10	0.1%

Husked-Japonica

destination	MY 2026/27 tonnes	MY 2026/27 share	MY 2025/26 tonnes	MY 2025/26 share
Switzerland	788	57.9%	1 194	56.0%
United Kingdom	352	25.9%	572	26.8%
United States of Americ	36	2.7%	32	1.5%
Ghana	36	2.6%	22	1.0%
Saudi Arabia	19	1.4%	26	1.2%

Total Husked

Destination	MY 2026/27 tonnes	MY 2026/27 share	MY 2025/26 tonnes	MY 2025/26 share
Switzerland	831	42.7%	1 286	13.7%
United Kingdom	713	36.7%	1 088	11.6%
Norway	96	4.9%	127	1.4%
United States of Americ	57	2.9%	52	0.6%
Ghana	36	1.8%	23	0.2%

Milled & semi-milled-Indica

Destination	MY 2026/27 tonnes	MY 2026/27 share	MY 2025/26 tonnes	MY 2025/26 share
United Kingdom	7 407	47.1%	7 712	47.9%
Switzerland	3 140	20.0%	3 130	19.4%
Norway	920	5.9%	1 001	6.2%
United States of Americ	885	5.6%	423	2.6%
Countries and territories	560	3.6%	397	2.5%

Milled & semi-milled-Japonica

Destination	MY 2026/27 tonnes	MY 2026/27 share	MY 2025/26 tonnes	MY 2025/26 share
United Kingdom	5 893	22.2%	11 834	29.2%
Jordan	4 278	16.1%	3 806	9.4%
Türkiye	2 452	9.3%	7 563	18.7%
Switzerland	2 081	7.8%	1 558	3.8%
United States of Americ	1 357	5.1%	1 816	4.5%

Total Milled & semi-milled

Destination	MY 2026/27 tonnes	MY 2026/27 share	MY 2025/26 tonnes	MY 2025/26 share
United Kingdom	13 300	31.5%	19 546	34.5%
Switzerland	5 221	12.4%	4 688	8.3%
Jordan	4 278	10.1%	3 806	6.7%
Türkiye	2 475	5.9%	7 594	13.4%
United States of Americ	2 241	5.3%	2 239	4.0%

Broken-

Destination	MY 2026/27 tonnes	MY 2026/27 share	MY 2025/26 tonnes	MY 2025/26 share
United Kingdom	1 495	56.3%	1 935	48.1%
Switzerland	545	20.5%	1 115	27.7%
Serbia	477	18.0%	858	21.3%
Countries and territories	64	2.4%	65	1.6%
Norway	61	2.3%	26	0.7%

DG Agri E.4

Exports

Situation at 15/11/2026
Marketing year 2026/27

Week 1 to 11 from 01/09/2026 to 15/11/2026

(tonnes milled equivalent)

Paddy-Indica			
week	2024/25	2025/26	2026/27
1	0	0	1
2	0	0	1
3	0	1	2
4	0	1	3
5	1	2	3
6	1	2	3
7	1	2	3
8	1	2	18
9	1	16	19
10	1	16	20
11	1	22	20
12	1	22	
13	8	22	
14	8	28	
15	8	29	
16	9	29	
17	9	29	
18	9	29	
19	9	29	
20	9	29	
21	30	29	
22	30	29	
23	31	29	
24	31	30	
25	31	30	
26	31	33	
27	31	35	
28	31	62	
29	32	62	
30	32	103	
31	32	103	
32	33	104	
33	34	104	
34	35	117	
35	35	120	
36	54	120	
37	55	121	
38	80	121	
39	80	121	
40	81	122	
41	81	122	
42	81	122	
43	81	122	
44	81	122	
45	81	122	
46	81	129	
47	93	129	
48	94	129	
49	94	129	
50	94	130	
51	94	130	
52	94	130	
53	94	130	

Paddy-Japonica			
week	2024/25	2025/26	2026/27
1	0	524	0
2	1	525	529
3	3	526	532
4	7	529	533
5	8	530	546
6	9	531	546
7	11	531	546
8	12	534	548
9	13	535	568
10	14	535	570
11	15	552	572
12	16	553	
13	31	554	
14	48	648	
15	51	649	
16	52	700	
17	4 013	700	
18	4 013	700	
19	4 014	701	
20	4 016	717	
21	4 096	717	
22	4 172	717	
23	4 174	719	
24	6 298	720	
25	6 300	1 280	
26	6 833	1 874	
27	9 570	1 874	
28	9 642	1 914	
29	10 272	2 455	
30	10 285	2 990	
31	10 286	3 095	
32	10 954	3 097	
33	11 105	3 098	
34	11 107	3 183	
35	11 733	3 192	
36	11 734	3 735	
37	11 808	3 754	
38	11 904	3 859	
39	11 905	4 382	
40	11 906	4 942	
41	11 908	5 521	
42	11 912	6 560	
43	13 157	7 122	
44	13 692	7 736	
45	14 239	7 736	
46	14 788	8 683	
47	14 789	9 639	
48	14 789	10 623	
49	14 789	10 624	
50	16 461	11 639	
51	16 462	12 059	
52	16 463	12 610	
53	16 481	12 611	

Total paddy			
week	2024/25	2025/26	2026/27
1	0	524	1
2	1	526	530
3	4	528	534
4	8	530	535
5	8	532	549
6	9	532	549
7	11	533	550
8	12	536	566
9	14	551	587
10	15	552	589
11	16	574	593
12	17	575	
13	39	576	
14	56	676	
15	60	677	
16	61	728	
17	4 022	729	
18	4 022	729	
19	4 023	730	
20	4 024	746	
21	4 126	746	
22	4 202	747	
23	4 204	749	
24	6 329	750	
25	6 331	1 310	
26	6 863	1 907	
27	9 601	1 909	
28	9 674	1 976	
29	10 304	2 517	
30	10 317	3 093	
31	10 319	3 198	
32	10 987	3 202	
33	11 139	3 202	
34	11 141	3 300	
35	11 768	3 312	
36	11 788	3 856	
37	11 863	3 875	
38	11 984	3 980	
39	11 985	4 504	
40	11 987	5 064	
41	11 988	5 643	
42	11 993	6 682	
43	13 238	7 245	
44	13 773	7 858	
45	14 320	7 858	
46	14 869	8 812	
47	14 882	9 768	
48	14 883	10 752	
49	14 883	10 753	
50	16 555	11 768	
51	16 556	12 189	
52	16 558	12 740	
53	16 575	12 741	

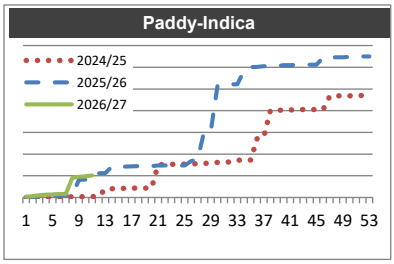

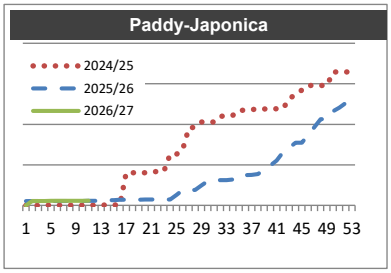

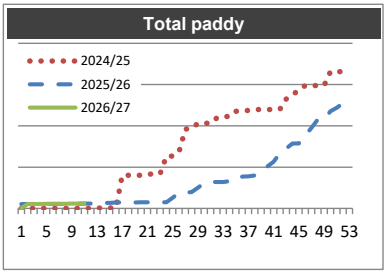

DG Agri E.4

Exports

Situation at 15/11/2026
Marketing year 2026/27

Week 1 to 11 from 01/09/2026 to 15/11/2026

(tonnes milled equivalent)

Husked-Indica			
week	2024/25	2025/26	2026/27
1	0	470	22
2	36	1 864	43
3	118	2 225	117
4	147	2 826	182
5	236	3 804	256
6	314	3 883	307
7	445	4 314	433
8	522	5 022	477
9	706	5 509	513
10	817	6 366	535
11	882	7 277	582
12	931	7 693	
13	1 040	8 143	
14	1 189	8 210	
15	1 238	8 288	
16	1 417	8 377	
17	1 503	8 382	
18	1 581	8 410	
19	1 621	8 492	
20	1 739	8 607	
21	1 781	8 668	
22	1 889	8 766	
23	1 968	8 864	
24	1 989	8 917	
25	2 061	8 973	
26	2 135	9 037	
27	2 223	9 182	
28	2 305	9 379	
29	2 334	9 428	
30	2 420	9 524	
31	2 612	9 557	
32	2 670	9 636	
33	2 791	9 667	
34	2 863	9 720	
35	2 921	9 747	
36	2 987	9 802	
37	3 034	9 858	
38	3 096	9 929	
39	3 181	9 981	
40	3 253	10 029	
41	3 360	10 114	
42	3 423	10 175	
43	3 471	10 279	
44	3 596	10 311	
45	3 680	10 423	
46	3 769	10 474	
47	3 801	10 555	
48	3 869	10 630	
49	3 964	10 773	
50	4 295	10 805	
51	4 322	10 847	
52	4 352	10 881	
53	4 755	10 899	

Husked-Japonica			
week	2024/25	2025/26	2026/27
1	0	175	20
2	182	243	94
3	259	499	214
4	547	633	537
5	610	789	650
6	684	1 002	724
7	735	1 113	750
8	934	1 273	892
9	1 200	1 654	1 129
10	1 417	1 833	1 216
11	1 464	2 132	1 362
12	1 606	2 490	
13	1 760	2 677	
14	1 979	4 090	
15	2 274	4 486	
16	2 782	4 600	
17	3 805	4 726	
18	4 191	4 751	
19	4 527	4 821	
20	5 002	4 982	
21	5 965	5 582	
22	7 062	6 208	
23	8 038	6 629	
24	8 920	6 895	
25	9 888	7 439	
26	10 292	7 912	
27	10 885	7 973	
28	11 747	8 300	
29	12 228	8 353	
30	12 708	8 583	
31	13 829	8 900	
32	14 734	9 008	
33	14 939	9 400	
34	15 224	9 556	
35	15 253	10 083	
36	15 742	10 535	
37	15 949	10 686	
38	16 337	11 288	
39	16 819	12 069	
40	17 016	12 328	
41	17 314	12 448	
42	17 422	12 483	
43	17 650	12 759	
44	17 695	12 968	
45	17 952	13 104	
46	18 117	13 485	
47	18 376	13 591	
48	18 507	13 676	
49	18 590	13 774	
50	18 890	13 840	
51	18 923	13 890	
52	18 952	13 963	
53	19 106	13 964	

Total husked			
week	2024/25	2025/26	2026/27
1	0	645	42
2	218	2 107	138
3	377	2 725	331
4	694	3 460	719
5	846	4 593	905
6	999	4 886	1 031
7	1 180	5 427	1 182
8	1 456	6 295	1 369
9	1 906	7 163	1 641
10	2 233	8 198	1 752
11	2 346	9 409	1 944
12	2 537	10 184	
13	2 800	10 820	
14	3 168	12 300	
15	3 512	12 774	
16	4 199	12 977	
17	5 309	13 107	
18	5 772	13 161	
19	6 148	13 313	
20	6 741	13 589	
21	7 746	14 250	
22	8 951	14 974	
23	10 006	15 494	
24	10 909	15 812	
25	11 949	16 412	
26	12 426	16 949	
27	13 108	17 154	
28	14 052	17 679	
29	14 562	17 781	
30	15 128	18 107	
31	16 441	18 457	
32	17 404	18 644	
33	17 730	19 067	
34	18 087	19 275	
35	18 174	19 831	
36	18 729	20 337	
37	18 983	20 544	
38	19 434	21 217	
39	19 999	22 050	
40	20 269	22 357	
41	20 674	22 562	
42	20 844	22 657	
43	21 121	23 038	
44	21 291	23 278	
45	21 632	23 527	
46	21 886	23 959	
47	22 177	24 146	
48	22 376	24 306	
49	22 554	24 547	
50	23 185	24 645	
51	23 245	24 738	
52	23 304	24 844	
53	23 862	24 863	

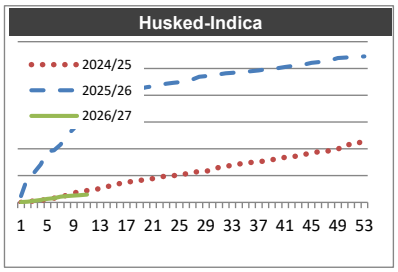

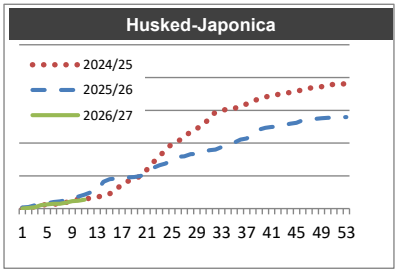

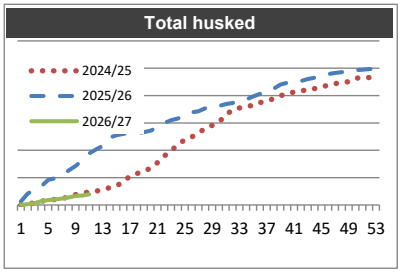

DG Agri E.4

Exports

Situation at 15/11/2026
Marketing year 2026/27

Week 1 to 11 from 01/09/2026 to 15/11/2026

(tonnes milled equivalent)

Milled & semi-milled-Indica			
week	2024/25	2025/26	2026/27
1	13	1 319	1 315
2	1 660	2 781	2 759
3	3 394	3 935	4 785
4	4 992	5 325	6 392
5	6 634	6 541	7 537
6	8 401	8 186	9 081
7	10 083	9 973	10 150
8	11 393	11 848	11 592
9	13 015	13 122	12 878
10	14 524	14 737	14 506
11	16 061	16 106	15 726
12	17 777	17 872	
13	19 921	19 629	
14	22 035	20 966	
15	23 727	22 266	
16	25 427	24 197	
17	26 924	24 703	
18	27 380	25 063	
19	28 315	26 081	
20	29 454	27 457	
21	30 843	29 008	
22	32 827	30 468	
23	34 574	31 658	
24	36 685	33 733	
25	38 327	35 583	
26	39 587	37 144	
27	41 711	39 061	
28	43 329	40 524	
29	45 545	42 054	
30	47 577	43 303	
31	49 490	44 628	
32	51 593	46 006	
33	53 559	47 447	
34	55 403	49 841	
35	57 120	51 663	
36	58 672	53 593	
37	60 365	55 079	
38	62 143	57 323	
39	63 788	58 668	
40	65 195	60 013	
41	66 383	61 648	
42	68 017	63 436	
43	69 284	65 092	
44	71 160	66 580	
45	72 181	67 774	
46	73 483	69 460	
47	74 893	70 711	
48	75 904	72 319	
49	77 240	74 373	
50	78 703	75 762	
51	79 540	77 184	
52	80 460	78 312	
53	81 463	78 440	

Milled & semi-milled-Japonica			
week	2024/25	2025/26	2026/27
1	0	2 553	2 305
2	2 614	4 864	4 403
3	5 715	7 504	6 304
4	8 198	11 169	8 512
5	10 748	13 799	10 479
6	13 991	19 225	12 974
7	16 458	23 529	15 733
8	19 044	28 577	19 315
9	21 772	31 847	21 722
10	24 169	36 760	24 747
11	26 774	40 547	26 507
12	29 690	44 262	
13	32 847	49 846	
14	36 121	54 864	
15	39 851	59 176	
16	43 129	63 658	
17	46 507	65 722	
18	48 040	66 229	
19	48 740	68 697	
20	51 016	70 851	
21	54 663	74 547	
22	58 592	77 224	
23	63 375	80 986	
24	68 179	84 624	
25	73 629	87 384	
26	77 628	90 309	
27	81 969	93 831	
28	86 663	96 694	
29	90 896	99 525	
30	96 377	101 968	
31	100 517	104 023	
32	103 915	105 937	
33	108 020	109 011	
34	111 946	113 127	
35	113 835	115 251	
36	116 273	117 767	
37	119 367	120 613	
38	122 624	124 096	
39	125 784	126 352	
40	128 469	128 702	
41	130 961	131 180	
42	133 342	134 165	
43	136 240	137 010	
44	139 010	139 544	
45	141 457	143 447	
46	144 368	146 216	
47	146 708	149 489	
48	149 989	152 569	
49	152 399	155 576	
50	154 438	157 046	
51	156 237	158 029	
52	157 560	160 214	
53	160 044	160 546	

Total milled & semi-milled			
week	2024/25	2025/26	2026/27
1	13	3 872	3 620
2	4 273	7 646	7 162
3	9 109	11 440	11 090
4	13 190	16 494	14 904
5	17 382	20 340	18 016
6	22 392	27 411	22 055
7	26 541	33 502	25 883
8	30 437	40 425	30 907
9	34 787	44 970	34 600
10	38 693	51 497	39 253
11	42 836	56 653	42 233
12	47 467	62 134	
13	52 768	69 475	
14	58 156	75 830	
15	63 578	81 442	
16	68 556	87 855	
17	73 432	90 426	
18	75 420	91 292	
19	77 055	94 779	
20	80 470	98 308	
21	85 506	103 555	
22	91 419	107 692	
23	97 949	112 643	
24	104 864	118 357	
25	111 956	122 968	
26	117 215	127 453	
27	123 680	132 893	
28	129 993	137 218	
29	136 441	141 578	
30	143 954	145 271	
31	150 007	148 650	
32	155 508	151 943	
33	161 579	156 458	
34	167 349	162 968	
35	170 955	166 913	
36	174 946	171 360	
37	179 732	175 692	
38	184 767	181 419	
39	189 571	185 021	
40	193 664	188 715	
41	197 344	192 828	
42	201 359	197 600	
43	205 525	202 101	
44	210 170	206 124	
45	213 638	211 221	
46	217 851	215 676	
47	221 602	220 201	
48	225 893	224 889	
49	229 639	229 949	
50	233 141	232 809	
51	235 777	235 213	
52	238 019	238 526	
53	241 507	238 986	

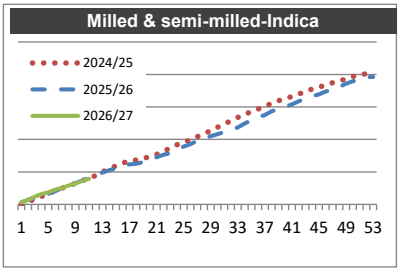

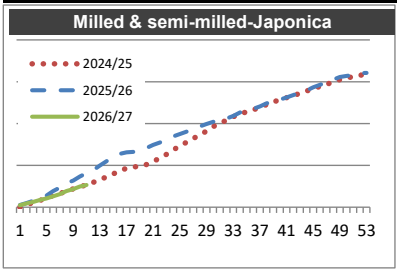

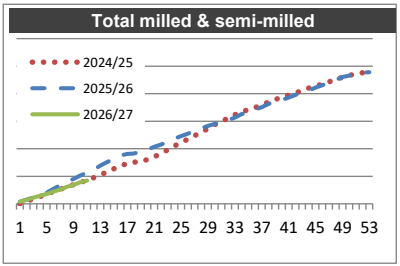

DG Agri E.4

Exports

Situation at 15/11/2026
Marketing year 2026/27

Week 1 to 11 from 01/09/2026 to 15/11/2026

(tonnes milled equivalent)

Broken			
week	**2024/25**	**2025/26**	**2026/27**
1	0	398	526
2	372	679	899
3	534	1 126	1 008
4	937	1 631	1 302
5	1 354	2 139	1 340
6	1 812	2 501	1 460
7	2 100	2 803	1 583
8	2 495	3 283	1 884
9	2 607	3 541	2 271
10	2 986	3 813	2 429
11	3 198	4 019	2 655
12	3 338	4 203	
13	3 401	4 290	
14	3 439	4 425	
15	3 510	4 509	
16	4 012	4 891	
17	4 532	4 976	
18	4 546	4 984	
19	4 574	5 106	
20	4 607	5 293	
21	4 856	5 471	
22	5 407	5 773	
23	5 586	5 980	
24	5 869	6 162	
25	6 178	6 296	
26	6 626	6 557	
27	6 792	6 815	
28	7 191	6 900	
29	7 329	7 377	
30	7 621	7 723	
31	7 965	8 011	
32	8 190	8 117	
33	8 534	8 304	
34	8 618	8 579	
35	8 728	8 687	
36	9 118	8 801	
37	9 370	8 881	
38	9 679	10 811	
39	10 180	10 891	
40	11 820	11 095	
41	12 163	11 450	
42	12 565	11 629	
43	12 817	11 812	
44	13 238	11 948	
45	13 541	12 096	
46	14 076	12 250	
47	14 279	12 457	
48	14 491	12 600	
49	14 713	12 736	
50	14 968	12 997	
51	15 295	13 160	
52	15 450	13 445	
53	15 704	13 449	

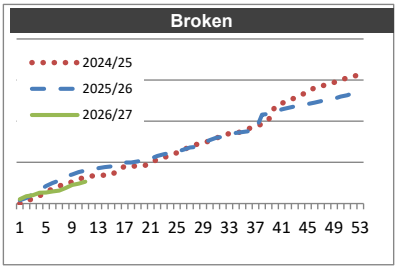

Calendar of Marketing Year weeks

Week	2024/25 Start	2024/25 End	2025/26 Start	2025/26 End	2026/27 Start	2026/27 End
1	01/09/2024	01/09/2024	01/09/2025	07/09/2025	01/09/2026	06/09/2026
2	02/09/2024	08/09/2024	08/09/2025	14/09/2025	07/09/2026	13/09/2026
3	09/09/2024	15/09/2024	15/09/2025	21/09/2025	14/09/2026	20/09/2026
4	16/09/2024	22/09/2024	22/09/2025	28/09/2025	21/09/2026	27/09/2026
5	23/09/2024	29/09/2024	29/09/2025	05/10/2025	28/09/2026	04/10/2026
6	30/09/2024	06/10/2024	06/10/2025	12/10/2025	05/10/2026	11/10/2026
7	07/10/2024	13/10/2024	13/10/2025	19/10/2025	12/10/2026	18/10/2026
8	14/10/2024	20/10/2024	20/10/2025	26/10/2025	19/10/2026	25/10/2026
9	21/10/2024	27/10/2024	27/10/2025	02/11/2025	26/10/2026	01/11/2026
10	28/10/2024	03/11/2024	03/11/2025	09/11/2025	02/11/2026	08/11/2026
11	04/11/2024	10/11/2024	10/11/2025	16/11/2025	09/11/2026	15/11/2026
12	11/11/2024	17/11/2024	17/11/2025	23/11/2025	16/11/2026	22/11/2026
13	18/11/2024	24/11/2024	24/11/2025	30/11/2025	23/11/2026	29/11/2026
14	25/11/2024	01/12/2024	01/12/2025	07/12/2025	30/11/2026	06/12/2026
15	02/12/2024	08/12/2024	08/12/2025	14/12/2025	07/12/2026	13/12/2026
16	09/12/2024	15/12/2024	15/12/2025	21/12/2025	14/12/2026	20/12/2026
17	16/12/2024	22/12/2024	22/12/2025	28/12/2025	21/12/2026	27/12/2026
18	23/12/2024	29/12/2024	29/12/2025	04/01/2026	28/12/2026	03/01/2027
19	30/12/2024	05/01/2025	05/01/2026	11/01/2026	04/01/2027	10/01/2027
20	06/01/2025	12/01/2025	12/01/2026	18/01/2026	11/01/2027	17/01/2027
21	13/01/2025	19/01/2025	19/01/2026	25/01/2026	18/01/2027	24/01/2027
22	20/01/2025	26/01/2025	26/01/2026	01/02/2026	25/01/2027	31/01/2027
23	27/01/2025	02/02/2025	02/02/2026	08/02/2026	01/02/2027	07/02/2027
24	03/02/2025	09/02/2025	09/02/2026	15/02/2026	08/02/2027	14/02/2027
25	10/02/2025	16/02/2025	16/02/2026	22/02/2026	15/02/2027	21/02/2027
26	17/02/2025	23/02/2025	23/02/2026	01/03/2026	22/02/2027	28/02/2027
27	24/02/2025	02/03/2025	02/03/2026	08/03/2026	01/03/2027	07/03/2027
28	03/03/2025	09/03/2025	09/03/2026	15/03/2026	08/03/2027	14/03/2027
29	10/03/2025	16/03/2025	16/03/2026	22/03/2026	15/03/2027	21/03/2027
30	17/03/2025	23/03/2025	23/03/2026	29/03/2026	22/03/2027	28/03/2027
31	24/03/2025	30/03/2025	30/03/2026	05/04/2026	29/03/2027	04/04/2027
32	31/03/2025	06/04/2025	06/04/2026	12/04/2026	05/04/2027	11/04/2027
33	07/04/2025	13/04/2025	13/04/2026	19/04/2026	12/04/2027	18/04/2027
34	14/04/2025	20/04/2025	20/04/2026	26/04/2026	19/04/2027	25/04/2027
35	21/04/2025	27/04/2025	27/04/2026	03/05/2026	26/04/2027	02/05/2027
36	28/04/2025	04/05/2025	04/05/2026	10/05/2026	03/05/2027	09/05/2027
37	05/05/2025	11/05/2025	11/05/2026	17/05/2026	10/05/2027	16/05/2027
38	12/05/2025	18/05/2025	18/05/2026	24/05/2026	17/05/2027	23/05/2027
39	19/05/2025	25/05/2025	25/05/2026	31/05/2026	24/05/2027	30/05/2027
40	26/05/2025	01/06/2025	01/06/2026	07/06/2026	31/05/2027	06/06/2027
41	02/06/2025	08/06/2025	08/06/2026	14/06/2026	07/06/2027	13/06/2027
42	09/06/2025	15/06/2025	15/06/2026	21/06/2026	14/06/2027	20/06/2027
43	16/06/2025	22/06/2025	22/06/2026	28/06/2026	21/06/2027	27/06/2027
44	23/06/2025	29/06/2025	29/06/2026	05/07/2026	28/06/2027	04/07/2027
45	30/06/2025	06/07/2025	06/07/2026	12/07/2026	05/07/2027	11/07/2027
46	07/07/2025	13/07/2025	13/07/2026	19/07/2026	12/07/2027	18/07/2027
47	14/07/2025	20/07/2025	20/07/2026	26/07/2026	19/07/2027	25/07/2027
48	21/07/2025	27/07/2025	27/07/2026	02/08/2026	26/07/2027	01/08/2027
49	28/07/2025	03/08/2025	03/08/2026	09/08/2026	02/08/2027	08/08/2027
50	04/08/2025	10/08/2025	10/08/2026	16/08/2026	09/08/2027	15/08/2027
51	11/08/2025	17/08/2025	17/08/2026	23/08/2026	16/08/2027	22/08/2027
52	18/08/2025	24/08/2025	24/08/2026	30/08/2026	23/08/2027	29/08/2027
53	25/08/2025	31/08/2025	31/08/2026	31/08/2026	30/08/2027	31/08/2027