Export data for France are not complete since the beginning of calendar year 2024. Export data for Bulgaria and Ireland are not complete since the beginning of marketing year 2023/24. Export data for Greece are not complete since January 2026. The Commission services are in contact with member states concerned working to resolve the issues.

*The anomalously **high durum wheat export** figures reported by Romania for 2025/26 may be linked to a reporting error that has been identified, with corrective steps reportedly underway.*

Weekly Taxud data (imports and exports) are also available on Agri-food Data Portal on Europa webpage

https://agridata.ec.europa.eu/extensions/DataPortal/trade.html

Trade monitoring through customs surveillance data

The TAXUD surveillance system ("customs surveillance") records and centralizes all trade data (import and exports) directly from the national customs authorities on a daily basis. For each transaction, the stored data contain the information available on the Single Administrative Document (SAD), including the volume and origin of the consignment.
Surveillance system does not include intra-trade data.

According to Art.55(2) of Commission Implementing Regulation (EU) 2015/2447, the customs authorities shall provide the Commission at least once a week with data on customs declarations for the goods that have been made subject to surveillance at release for free circulation or at export.

The "customs surveillance" data provide actual and prompt information about the trade (import/export) transaction in terms of volume and origin or destination. The European Commission aims to improve data quality and provide as recent and accurate information as possible. However, Surveillance data are created on the basis of declarations that may be modified, corrected or deleted. Additionally, the legal basis (Regulation (EU) 2015/2447) allows that on specific occasions declaration data may be forwarded with a delay. Therefore, it cannot be guaranteed that information provided is free of errors or that it will not be amended. The European Commission accepts no responsibility with regard to such problems incurred as a result of using these data.

Note: Since 6th November 2016 the export and import licenses are no longer required for the major part of the trade in cereals in application of Regulations (EU) 2016/1237 and 2016/1239 of 18 May 2016.

Publication of data

This report is published on a weekly basis**.** In case of a technical issue or another constraint causing delay of the publication, please note that the next upload will be done in the coming days at 12h or 16h.

The data are expressed in quantity of the product itself, unless otherwise stated
Below the specifications of the products included in the report

Product	CN code	Conversion factor grain equivalent
Common wheat	1001 99 00	
Common wheat flour (grain equiv.)	1101 00 15	1.37
Durum wheat	1001 19 00	
Durum wheat meal (grain equiv.)	1103 11 10	1.5
Barley	1003 90 00	
Malt (Barley equiv.)	1107 10 91, 1107 10 99	1.27
Maize	1005 90 00	
Rye	1002 90 00	
Oats	1004 90 00	
Sorghum	1007 90 00	
Residues of starch manufacture	2303 10 19	
Maize gluten feed	2309 90 20	
Brewing and distilling dregs and waste	2303 30 00	
Citrus pulp residues	2308 00 40 TARIC_ex 10	

- data on malt expressed in barley equivalent are included;
- data on wheat flour and durum wheat meal are expressed only in grain equivalent
- the weekly reference period is from Monday to Sunday

DG Agri-E.4

Exports and imports

Situation at 17/11/2026

Cumul of weeks 1 to 20

Customs Surveillance (tonnes)	EU 01/07/2026 - 15/11/2026				*EU 01/07/2025 - 16/11/2025*		*EU 01/07/2024 - 17/11/2024*	
	Export	**Y/Y variation**	**Import**	**Y/Y variation**	***Export***	***Import***	***Export***	***Import***
Common wheat	10 505 163	+1%	1 197 331	-34%	*10 394 888*	*1 802 910*	*9 175 479*	*3 630 725*
Common wheat flour (grain equivalent)	192 109	-6%	114 875	+70%	*203 427*	*67 489*	*193 836*	*108 860*
Durum wheat	63 130	-85%	687 802	+23%	*433 671*	*559 563*	*106 182*	*440 203*
Durum wheat meal (grain equivalent)	83 375	-9%	4 570	+268%	*91 400*	*1 242*	*99 748*	*1 205*
Total Wheat	**10 843 776**	**-3%**	**2 004 579**	**-18%**	***11 123 386***	***2 431 205***	***9 575 244***	***4 180 993***
Barley	2 727 313	-39%	238 641	+16%	*4 447 486*	*206 074*	*1 861 339*	*575 340*
Malt (grain equivalent)	1 027 900	-5%	9 066	-18%	*1 077 490*	*11 104*	*1 209 176*	*7 807*
Maize	632 628	+13%	7 960 512	+28%	*557 596*	*6 219 278*	*622 347*	*7 850 484*
Rye	18 755	+137%	17	-58%	*7 898*	*40*	*46 457*	*7 274*
Oats	76 029	+127%	15 346	+20%	*33 520*	*12 773*	*33 556*	*4 973*
Sorghum	1 045	-85%	5 751	-97%	*6 767*	*185 069*	*1 324*	*1 474*
Total Coarse grains	**4 483 670**	**-27%**	**8 229 333**	**+24%**	***6 130 757***	***6 634 339***	***3 774 199***	***8 447 353***
General Total	**15 327 447**	**-11%**	**10 233 911**	**+13%**	***17 254 143***	***9 065 543***	***13 349 443***	***12 628 346***

DG Agri-E.4

Imports*

Situation at 17/11/2026

Marketing year 2026 - 2027

Week 1 to 20 from 01/07/2026 to 15/11/2026

Summary

Import *(tonnes)*	Common wheat	Common wheat flour (grain equivalent)	Durum wheat	Durum wheat meal (grain equivalent)	Barley	Malt (grain equivalent)	Maize	Rye	Oats	Sorghum
BE		165	8 354	266	6 619	576	178 030		14 713	365
BG	23	79		1		1 258	77 139			
CZ	115	4 440		23	20	284	17 842			
DK	20	337		1		43	9 483		18	
DE	6 840	3 812	3	119	127	316	173 440		372	53
EE		7			1	446	3 237			
IE	7 707	59 969		755	31 625	19	339 959		124	7
EL	154 529	17	43 265	10	21 579	271	27 787			
ES	189 297	996	35 302	2 795	70 511	80	3 552 378			
FR	76	8 332	162	414	2	1 684	2 685		1	8
HR	5 986	16 833			105	32	485			
IT	450 811	2 926	551 523	46	6 136	377	1 074 182		91	4 047
CY	6 139	121		6	36 893	133	44 610		1	
LV	140	339	11 940	1			181			
LT	50	180		1		27	3 925			
LU										
HU		2 362		5		10	26 662			
MT	6 730	7					555			
NL	10 957	3 429		102	11 887	175	810 107		1	391
AT	1	142		3	147	6	43 532			
PL		187				2 608	1 303			443
PT	60 253	1	36 955		66	314	1 165 992			123
RO	67 445	9 032		4	13 959		3 237	17	25	47
SI	230 209	366	298		36 744		399 694			265
SK		7								
FI						14	47			
SE	4	788		19	2 219	391	4 023			
EU	**1 197 331**	**114 875**	**687 802**	**4 570**	**238 641**	**9 066**	**7 960 512**	**17**	**15 346**	**5 751**

Top 5 import origins* - (update of 16 Nov 2026)

Common wheat

Origin	MY 2026/27 tonnes	MY 2026/27 share	MY 2025/26 tonnes	MY 2025/26 share
Canada	393 726	32.9%	701 934	38.9%
Moldova	312 436	26.1%	335 127	18.6%
Ukraine	222 634	18.6%	420 864	23.3%
Serbia	205 673	17.2%	254 078	14.1%
United States of America	27 535	2.3%	54 195	3.0%

Common wheat flour (grain equivalent)

Origin	MY 2026/27 tonnes	MY 2026/27 share	MY 2025/26 tonnes	MY 2025/26 share
United Kingdom	67 582	58.8%	25 271	37.4%
Serbia	16 672	14.5%	15 119	22.4%
Moldova	9 012	7.8%	5 373	8.0%
India	6 877	6.0%	3 998	5.9%

Durum wheat

Origin	MY 2026/27 tonnes	MY 2026/27 share	MY 2025/26 tonnes	MY 2025/26 share
Canada	426 607	62.0%	261 388	46.7%
United States of America	131 108	19.1%	99 633	17.8%
Australia	86 392	12.6%	12 500	2.2%
Kazakhstan	32 708	4.8%	111 974	20.0%
Moldova	10 134	1.5%	11 023	2.0%

Durum wheat meal (grain equivalent)

Origin	MY 2026/27 tonnes	MY 2026/27 share	MY 2025/26 tonnes	MY 2025/26 share
Morocco	3 217	73.1%	296	23.8%
United Kingdom	701	15.9%	244	19.6%
Tunisia	191	4.3%	36	2.9%
Türkiye	110	2.5%	114	9.2%
India	53	1.2%	12	1.0%

Barley

Origin	MY 2026/27 tonnes	MY 2026/27 share	MY 2025/26 tonnes	MY 2025/26 share
Ukraine	70 021	29.3%	19 478	9.5%
Moldova	68 290	28.6%	51 774	25.1%
United Kingdom	62 472	26.2%	124 074	60.2%
Serbia	36 849	15.4%	7 051	3.4%

Malt (grain equivalent)

Origin	MY 2026/27 tonnes	MY 2026/27 share	MY 2025/26 tonnes	MY 2025/26 share
United Kingdom	4 469	49.3%	4 529	40.8%
Ukraine	2 737	30.2%	3 357	30.2%
Serbia	1 525	16.8%	406	3.7%

Maize

Origin	MY 2026/27 tonnes	MY 2026/27 share	MY 2025/26 tonnes	MY 2025/26 share
United States of America	3 264 005	41.0%	1 670 913	26.9%
Brazil	2 524 143	31.7%	2 946 958	47.4%
Ukraine	1 805 884	22.7%	1 232 069	19.8%
Canada	208 161	2.6%	230 803	3.7%
Argentina	101 581	1.3%	71 966	1.2%

Rye

Origin	MY 2026/27 tonnes	MY 2026/27 share	MY 2025/26 tonnes	MY 2025/26 share
Moldova	17	97.7%	25	62.5%
Switzerland	0	0.9%	0	0.0%
Ethiopia	0	0.8%	15	37.0%

Oats

Origin	MY 2026/27 tonnes	MY 2026/27 share	MY 2025/26 tonnes	MY 2025/26 share
United Kingdom	14 839	96.7%	10 771	84.3%
Ukraine	299	1.9%	516	4.0%
Serbia	166	1.1%	1 369	10.7%

Sorghum

Origin	MY 2026/27 tonnes	MY 2026/27 share	MY 2025/26 tonnes	MY 2025/26 share
United States of America	4 047	70.4%	182 536	98.6%
Ukraine	515	8.9%	1 701	0.9%
Moldova	413	7.2%	199	0.1%
Egypt	297.3	5.2%	192	0.1%

DG Agri-E.4

Exports*

Situation at 17/11/2026

Marketing year 2026 - 2027

Week 1 to 20 from 01/07/2026 to 15/11/2026

Summary

Export *(tonnes)*	Common wheat	Common wheat flour (grain equivalent)	Durum wheat	Durum wheat meal (grain equivalent)	Barley	Malt (grain equivalent)	Maize	Rye	Oats	Sorghum
BE	183	1 426	22	1 307	217	408 809	125		14	4
BG	783 496	358	5 265	7	172 943	1	1 122	25	5 254	247
CZ	51	159		1		23 499			933	
DK	20 224	4 758	5	6	9 372	59 251	18	5	1	
DE	804 485	15 280	326	378	385 864	120 129	9 746	5 421	6 752	32
EE	245 038	3	22 004	4		159				
IE	1	79				4 251				
EL										
ES	2	1 892		8 987	88	2 693	22 664	4	34	
FR	303 250	26 062	3 917	25 135	148 850	137 803	52 255	53	1 737	389
HR	14 618	4 396	4 639		6 597	12 400	8 225	251	2 761	
IT	1 039	89 970	20 544	42 580	43	46	438	1	1 723	
CY		35								
LV	1 003 836	34		2	56 282			723	3 015	
LT	1 512 595	3 713			55 118	10 058	31 017	477		
LU										
HU	50 801	1 651		2 328	2	257	2 081	602	18	300
MT		1							2	
NL	39	16 456	11	175	2	112 544	3 556		9	74
AT	7 020	4 149	525	2 339	575	3 644	141	117	198	
PL	1 318 832	9 067		12	2 075	51 603	37 269		6 645	
PT	3	4 964		12		2 196	52			
RO	4 406 476	3 488		71	1 855 634		463 797			
SI		1 861	40	32		2	30			
SK	1 823	441	5 831		150	1 640		75		
FI	141	65				10 210				
SE	31 210	1 801			33 503	66 706	94	11 000	46 933	
EU	**10 505 163**	**192 109**	**63 130**	**83 375**	**2 727 313**	**1 027 900**	**632 628**	**18 755**	**76 029**	**1 045**

Top 5 export destinations* - (update of 16 Nov 2026)

Common wheat

Destination	MY 2026/27 tonnes	MY 2026/27 share	MY 2025/26 tonnes	MY 2025/26 share
Saudi Arabia	1 185 802	11.3%	694 736	6.7%
Nigeria	1 141 684	10.9%	569 243	5.5%
Algeria	891 393	8.5%	495 562	4.8%
Egypt	449 522	4.3%	587 908	5.7%
Jordan	399 150	3.8%	481 918	4.6%

Common wheat flour (grain equivalent)

Destination	MY 2026/27 tonnes	MY 2026/27 share	MY 2025/26 tonnes	MY 2025/26 share
United Kingdom	30 515	15.9%	33 326	16.4%
United States of America	25 594	13.3%	26 804	13.2%
Israel	7 860	4.1%	7 198	3.5%
United Arab Emirates	7 000	3.6%	6 721	3.3%
China	6 953	3.6%	8 008	3.9%

Durum wheat

Destination	MY 2026/27 tonnes	MY 2026/27 share	MY 2025/26 tonnes	MY 2025/26 share
Saudi Arabia	32 004	50.7%	66 925	15.4%
Tunisia	11 465	18.2%	35 891	8.3%
Switzerland	6 991	11.1%	6 983	1.6%
Albania	6 100	9.7%	2 238	0.5%
United Kingdom	3 979	6.3%	21 420	4.9%

Durum wheat meal (grain equivalent)

Destination	MY 2026/27 tonnes	MY 2026/27 share	MY 2025/26 tonnes	MY 2025/26 share
Saudi Arabia	22 249	26.7%	17 479	19.1%
Ivory Coast	15 005	18.0%	22 754	24.9%
Mali	8 329	10.0%	9 859	10.8%
United Kingdom	8 028	9.6%	11 038	12.1%
United States of America	3 823	4.6%	2 751	3.0%

Barley

Destination	MY 2026/27 tonnes	MY 2026/27 share	MY 2025/26 tonnes	MY 2025/26 share
Saudi Arabia	1 517 586	55.6%	1 023 299	23.0%
Jordan	375 364	13.8%	521 831	11.7%
Libya	248 800	9.1%	243 492	5.5%
United Arab Emirates	147 777	5.4%	70 501	1.6%
Morocco	109 616	4.0%	208 640	4.7%

Malt (grain equivalent)

Destination	MY 2026/27 tonnes	MY 2026/27 share	MY 2025/26 tonnes	MY 2025/26 share
Japan	79 549	7.7%	67 412	6.3%
Vietnam	69 196	6.7%	43 986	4.1%
Brazil	64 697	6.3%	104 462	9.7%
Nigeria	53 639	5.2%	41 846	3.9%
Mexico	49 860	4.9%	----------	----------

Maize

Destination	MY 2026/27 tonnes	MY 2026/27 share	MY 2025/26 tonnes	MY 2025/26 share
Türkiye	310 431	49.1%	17 701	3.2%
Korea (Republic of)	142 379	22.5%	----------	----------
United Kingdom	56 840	9.0%	205 723	36.9%
Switzerland	35 636	5.6%	78 260	14.0%
Lebanon	30 556	4.8%	128 573	23.1%

Rye

Destination	MY 2026/27 tonnes	MY 2026/27 share	MY 2025/26 tonnes	MY 2025/26 share
United States of America	11 000	58.7%	14	0.2%
Norway	3 550	18.9%	3 535	44.8%
United Kingdom	1 385	7.4%	6	0.1%
Japan	964	5.1%	1 503	19.0%
Israel	758	4.0%	1 466	18.6%

Oats

Destination	MY 2026/27 tonnes	MY 2026/27 share	MY 2025/26 tonnes	MY 2025/26 share
United Kingdom	39 419	51.8%	40	0.1%
United States of America	16 599	21.8%	----------	----------
Switzerland	9 188	12.1%	15 975	47.7%
Türkiye	5 086	6.7%	9 000	26.8%
Bosnia and Herzegovina	1 950	2.6%	947	2.8%

Sorghum

Destination	MY 2026/27 tonnes	MY 2026/27 share	MY 2025/26 tonnes	MY 2025/26 share
United Kingdom	702	67.2%	5 637	83.3%
Serbia	274	26.2%	----------	----------
Switzerland	54	5.2%	1 026	15.2%

DG Agri-E.4

Exports*

Situation at 17/11/2026

Week 1 to 20 from 01/07/2026 to 15/11/2026

(tonnes)

Common wheat			
week	2024/25	2025/26	2026/27
1	674 881	278 105	103 257
2	1 155 235	560 897	435 527
3	1 807 311	863 584	841 723
4	2 280 082	1 477 395	1 235 435
5	2 668 674	1 790 853	1 800 851
6	3 315 866	2 356 010	2 271 040
7	3 792 268	2 900 826	2 913 157
8	4 185 502	3 564 960	3 586 258
9	4 684 302	4 319 756	4 582 651
10	5 167 866	4 966 612	5 196 727
11	5 794 539	5 750 683	5 828 777
12	6 224 773	6 186 741	6 344 491
13	6 453 858	6 789 644	6 990 920
14	6 719 018	7 415 747	7 741 737
15	7 207 183	7 960 211	8 140 576
16	7 536 280	8 474 857	8 638 906
17	8 002 862	9 139 591	9 357 869
18	8 409 291	9 438 658	9 773 408
19	8 801 856	9 891 073	10 174 567
20	9 175 479	10 394 888	10 505 163
21	9 773 836	10 819 462	
22	10 228 416	11 304 496	
23	10 549 438	11 654 843	
24	10 874 491	12 181 600	
25	11 110 101	12 422 028	
26	11 323 765	12 928 880	
27	11 462 260	13 151 625	
28	11 865 259	13 424 124	
29	12 145 722	13 893 581	
30	12 549 535	14 476 924	
31	12 934 973	14 728 828	
32	13 280 775	15 091 372	
33	13 647 579	15 456 536	
34	14 015 181	15 741 668	
35	14 414 208	16 272 383	
36	15 103 596	16 643 428	
37	15 543 211	16 946 013	
38	16 126 467	17 482 241	
39	16 386 461	17 933 008	
40	16 786 756	18 399 740	
41	17 153 173	18 850 926	
42	17 621 115	19 355 016	
43	18 101 810	19 637 201	
44	18 473 030	20 171 480	
45	18 924 822	20 695 938	
46	19 229 710	20 895 888	
47	19 684 959	21 340 913	
48	20 272 179	21 727 036	
49	20 546 952	22 154 167	
50	20 938 853	22 455 501	
51	21 215 131	22 932 816	
52	21 470 628	23 302 039	
53	21 616 523	23 495 679	

Common wheat flour (grain equivalent)			
week	2024/25	2025/26	2026/27
1	10 572	10 001	6 446
2	19 302	20 565	14 842
3	29 364	30 582	25 661
4	39 381	40 365	37 117
5	48 507	51 299	46 295
6	59 329	62 421	54 979
7	65 843	71 996	62 842
8	74 266	79 333	69 107
9	85 065	89 300	78 014
10	95 352	98 590	89 259
11	104 693	109 812	99 683
12	115 849	119 306	109 552
13	126 826	131 341	119 815
14	135 229	143 147	130 793
15	143 257	154 880	141 798
16	154 343	163 466	152 076
17	163 657	171 735	161 259
18	173 537	183 073	171 682
19	183 320	193 987	183 776
20	193 836	203 427	192 109
21	205 113	212 979	
22	215 025	225 322	
23	224 651	235 367	
24	235 527	247 149	
25	245 553	258 047	
26	249 347	263 595	
27	253 484	268 120	
28	261 836	274 544	
29	273 568	283 422	
30	284 619	295 978	
31	293 890	305 136	
32	304 481	315 022	
33	313 591	324 734	
34	325 329	336 159	
35	334 558	346 844	
36	343 580	356 956	
37	356 006	365 501	
38	366 653	379 151	
39	376 125	391 102	
40	386 723	399 579	
41	397 862	407 435	
42	409 911	417 906	
43	417 432	428 458	
44	426 063	440 332	
45	437 308	451 676	
46	448 248	462 592	
47	459 235	473 413	
48	468 251	485 037	
49	478 826	491 242	
50	487 190	500 888	
51	496 562	512 954	
52	507 153	523 153	
53	508 781	525 862	

Durum wheat			
week	2024/25	2025/26	2026/27
1	5 158	0	12 121
2	5 365	29	15 929
3	5 742	53 620	22 181
4	5 870	75 914	22 389
5	5 943	105 502	22 518
6	10 251	107 935	22 566
7	10 324	109 443	22 567
8	10 569	163 724	22 567
9	18 839	200 726	23 871
10	24 198	254 272	23 873
11	24 248	295 502	29 091
12	31 182	331 039	29 309
13	32 542	390 038	29 461
14	57 928	390 147	34 998
15	66 411	392 201	34 998
16	66 586	405 041	37 280
17	66 922	419 864	37 491
18	71 384	419 908	59 650
19	71 840	420 058	61 029
20	106 182	433 671	63 130
21	128 936	437 756	
22	144 514	437 931	
23	150 705	444 221	
24	153 922	500 683	
25	153 922	528 207	
26	181 410	555 284	
27	185 511	566 284	
28	224 292	571 631	
29	224 567	573 978	
30	264 081	609 585	
31	280 187	609 706	
32	311 713	611 195	
33	316 265	611 349	
34	322 296	611 449	
35	326 446	622 295	
36	327 946	629 552	
37	328 085	658 501	
38	336 108	662 813	
39	344 226	663 047	
40	350 395	668 697	
41	366 334	668 869	
42	382 091	673 003	
43	386 492	675 102	
44	386 544	675 203	
45	388 796	680 912	
46	388 993	682 433	
47	392 355	688 067	
48	424 158	696 165	
49	424 184	754 833	
50	424 331	754 956	
51	426 484	755 006	
52	431 036	773 586	
53	431 042	773 586	

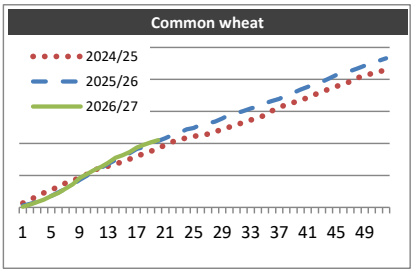

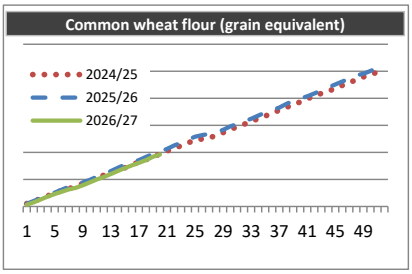

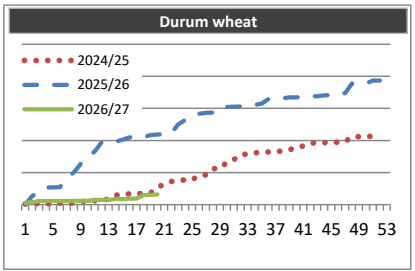

DG Agri-E.4

Exports*

Situation at 17/11/2026

Week 1 to 20 from 01/07/2026 to 15/11/2026

(tonnes)

Durum wheat meal (grain equivalent)

week	2024/25	2025/26	2026/27
1	4 636	2 319	1 891
2	9 677	8 469	5 691
3	11 900	11 161	8 660
4	17 949	14 454	14 131
5	19 990	17 601	16 827
6	28 069	21 591	19 065
7	32 626	24 970	24 821
8	34 019	28 038	28 249
9	38 196	31 502	31 119
10	42 076	35 897	36 914
11	46 095	39 427	41 167
12	53 669	43 357	45 587
13	59 216	49 897	48 785
14	63 287	54 206	55 965
15	67 641	60 167	60 104
16	75 935	65 827	62 499
17	83 876	71 029	70 327
18	86 592	78 549	73 861
19	94 252	83 797	80 021
20	99 748	91 400	83 375
21	103 450	95 018	
22	110 521	101 693	
23	115 092	104 570	
24	120 332	106 747	
25	123 739	113 440	
26	129 625	114 325	
27	131 194	117 574	
28	135 160	120 228	
29	140 428	125 261	
30	144 840	128 586	
31	151 883	134 835	
32	154 609	137 872	
33	163 246	143 389	
34	172 055	147 941	
35	176 044	150 268	
36	181 678	154 965	
37	185 808	158 222	
38	193 524	165 274	
39	197 900	167 051	
40	201 732	168 485	
41	206 962	176 009	
42	212 598	181 930	
43	217 098	186 765	
44	218 554	188 865	
45	227 697	194 933	
46	231 057	201 653	
47	236 062	207 274	
48	242 284	210 056	
49	248 393	214 489	
50	250 547	217 963	
51	254 949	224 432	
52	262 919	231 854	
53	263 279	232 875	

Barley

week	2024/25	2025/26	2026/27
1	291 711	283 919	186 717
2	486 596	759 472	352 769
3	728 666	1 112 879	705 944
4	917 488	1 435 107	839 809
5	1 095 371	1 702 426	1 063 462
6	1 147 159	1 883 877	1 220 067
7	1 163 623	2 115 474	1 364 550
8	1 224 706	2 323 898	1 447 818
9	1 321 044	2 540 329	1 564 094
10	1 386 518	2 718 071	1 709 949
11	1 458 196	2 829 324	1 758 595
12	1 522 637	3 023 029	1 855 618
13	1 532 980	3 105 183	1 969 772
14	1 537 330	3 526 627	1 991 181
15	1 607 566	3 604 970	2 124 492
16	1 640 375	3 737 504	2 221 798
17	1 648 931	3 909 038	2 338 434
18	1 731 343	4 184 397	2 577 831
19	1 766 690	4 332 861	2 612 107
20	1 861 339	4 447 486	2 727 313
21	1 890 693	4 598 530	
22	2 055 575	4 777 021	
23	2 085 798	4 931 149	
24	2 135 524	5 186 870	
25	2 204 334	5 423 196	
26	2 213 213	5 485 115	
27	2 340 169	5 547 504	
28	2 361 022	5 621 930	
29	2 593 277	5 785 789	
30	2 691 398	5 971 499	
31	2 844 574	6 085 653	
32	3 106 021	6 244 542	
33	3 298 783	6 343 965	
34	3 459 167	6 520 142	
35	3 503 081	6 677 406	
36	3 552 052	6 873 034	
37	3 770 715	6 905 455	
38	3 863 773	7 009 149	
39	3 990 984	7 108 134	
40	4 039 719	7 109 944	
41	4 152 024	7 276 517	
42	4 267 974	7 321 860	
43	4 403 107	7 454 273	
44	4 512 585	7 619 875	
45	4 551 717	7 707 314	
46	4 555 006	7 749 253	
47	4 558 076	7 854 908	
48	4 595 740	7 890 770	
49	4 616 265	7 962 545	
50	4 691 215	7 996 078	
51	4 780 279	8 000 326	
52	5 180 671	8 258 902	
53	5 208 967	8 346 744	

Malt (grain equivalent)

week	2024/25	2025/26	2026/27
1	69 336	28 759	44 660
2	113 975	73 119	94 761
3	188 774	144 120	140 509
4	228 321	210 612	182 289
5	302 139	263 273	250 169
6	347 371	324 180	321 027
7	393 640	372 567	370 030
8	443 994	408 161	412 733
9	502 986	475 698	482 345
10	570 190	533 139	525 972
11	615 852	593 051	567 878
12	657 459	629 660	624 933
13	738 888	690 717	681 177
14	787 333	737 957	740 060
15	866 648	787 133	787 141
16	947 047	839 527	834 892
17	1 002 179	897 632	894 647
18	1 065 467	952 248	947 458
19	1 139 167	1 014 301	987 310
20	1 209 176	1 077 490	1 027 900
21	1 269 754	1 139 874	
22	1 320 013	1 214 861	
23	1 377 277	1 263 402	
24	1 451 406	1 361 397	
25	1 531 658	1 400 447	
26	1 555 068	1 470 585	
27	1 600 565	1 497 884	
28	1 647 920	1 546 623	
29	1 730 502	1 596 534	
30	1 804 717	1 650 174	
31	1 854 317	1 706 037	
32	1 932 555	1 773 443	
33	2 008 940	1 829 250	
34	2 072 263	1 888 719	
35	2 142 913	1 984 917	
36	2 208 434	2 031 461	
37	2 267 834	2 075 978	
38	2 323 365	2 153 147	
39	2 380 240	2 218 239	
40	2 428 129	2 290 412	
41	2 484 323	2 347 366	
42	2 535 511	2 408 422	
43	2 575 252	2 464 028	
44	2 625 896	2 510 547	
45	2 697 195	2 570 137	
46	2 765 375	2 653 143	
47	2 813 302	2 700 974	
48	2 856 241	2 758 611	
49	2 918 353	2 813 910	
50	2 979 904	2 872 873	
51	3 053 608	2 928 844	
52	3 115 516	2 973 105	
53	3 128 637	2 992 788	

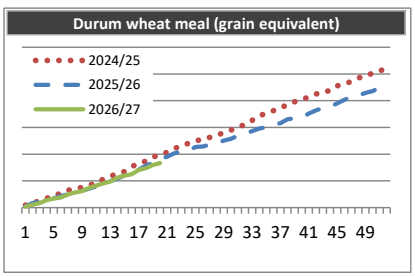

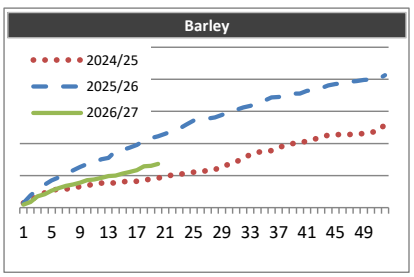

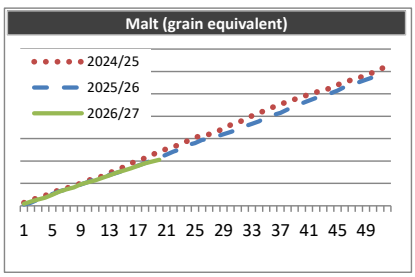

DG Agri-E.4

Exports*

Situation at 17/11/2026

Week 1 to 20 from 01/07/2026 to 15/11/2026

(tonnes)

Maize			
week	2024/25	2025/26	2026/27
1	8 255	25 355	6 097
2	49 544	43 250	40 217
3	89 231	58 240	48 562
4	101 176	69 364	50 116
5	112 915	88 090	52 464
6	126 397	104 961	63 609
7	139 319	112 560	74 916
8	152 324	122 346	86 085
9	164 348	133 322	93 149
10	204 717	155 349	96 633
11	218 298	167 798	103 334
12	231 666	175 359	148 234
13	261 556	224 723	196 518
14	288 344	260 689	209 247
15	319 657	311 397	277 281
16	373 763	365 127	363 696
17	429 653	424 652	391 251
18	504 554	449 375	454 431
19	606 958	467 393	553 844
20	622 347	557 596	632 628
21	728 594	578 397	
22	787 236	601 093	
23	821 010	665 053	
24	905 658	686 193	
25	980 134	698 095	
26	994 490	738 939	
27	994 915	769 787	
28	1 001 635	800 579	
29	1 051 810	812 300	
30	1 086 427	844 527	
31	1 107 020	910 598	
32	1 198 486	959 153	
33	1 230 659	1 014 584	
34	1 247 028	1 059 016	
35	1 340 433	1 151 246	
36	1 436 336	1 182 845	
37	1 465 215	1 239 209	
38	1 554 796	1 303 261	
39	1 627 105	1 383 647	
40	1 687 873	1 408 608	
41	1 794 056	1 444 964	
42	1 886 021	1 487 129	
43	1 930 610	1 504 338	
44	1 965 794	1 544 123	
45	2 049 072	1 600 008	
46	2 138 328	1 670 921	
47	2 209 107	1 716 843	
48	2 332 092	1 721 791	
49	2 371 877	1 730 030	
50	2 414 768	1 771 152	
51	2 503 428	1 819 012	
52	2 512 286	1 869 561	
53	2 522 610	1 871 788	

Rye			
week	2024/25	2025/26	2026/27
1	334	316	26
2	358	320	436
3	401	499	4 113
4	401	536	4 288
5	401	683	4 415
6	444	709	4 440
7	521	760	4 441
8	547	821	4 490
9	996	924	4 520
10	1 329	924	5 260
11	1 406	929	5 415
12	34 966	1 307	6 285
13	35 042	1 333	6 396
14	39 492	5 248	7 170
15	39 544	5 666	7 271
16	39 596	6 617	7 321
17	41 037	6 693	7 321
18	41 072	6 706	7 725
19	41 147	7 364	18 725
20	46 457	7 898	18 755
21	46 924	8 257	
22	46 961	8 257	
23	47 082	8 780	
24	47 552	22 503	
25	47 594	22 570	
26	47 594	23 619	
27	47 594	23 644	
28	48 100	24 046	
29	48 127	24 579	
30	48 733	25 078	
31	48 822	25 298	
32	49 023	27 338	
33	49 686	88 156	
34	50 483	88 857	
35	68 855	89 273	
36	78 882	90 255	
37	79 302	91 156	
38	79 368	91 373	
39	79 389	91 516	
40	79 389	93 500	
41	79 389	94 378	
42	80 398	94 872	
43	80 408	94 972	
44	80 460	95 072	
45	80 895	95 945	
46	81 177	96 951	
47	81 382	97 243	
48	81 382	98 417	
49	84 144	100 109	
50	84 458	101 159	
51	85 244	101 297	
52	85 244	101 854	
53	85 244	101 879	

Oats			
week	2024/25	2025/26	2026/27
1	536	481	767
2	1 064	986	1 896
3	1 738	1 561	2 807
4	2 267	2 331	3 286
5	2 624	2 815	3 961
6	3 607	5 949	5 828
7	4 322	6 365	7 438
8	5 445	7 256	9 933
9	6 486	8 460	13 406
10	11 192	9 333	21 467
11	12 351	10 286	33 640
12	16 668	11 297	43 111
13	17 945	11 977	43 844
14	18 621	12 915	50 666
15	19 226	13 521	57 898
16	22 038	14 489	58 689
17	28 397	25 105	59 551
18	32 300	28 961	63 662
19	32 873	29 717	74 796
20	33 556	33 520	76 029
21	38 951	84 042	
22	40 246	85 129	
23	41 161	90 310	
24	41 839	103 883	
25	44 711	107 742	
26	44 823	114 798	
27	46 901	118 909	
28	47 330	118 986	
29	47 902	119 369	
30	48 650	120 301	
31	51 298	121 376	
32	51 723	122 348	
33	52 253	123 345	
34	52 929	123 904	
35	53 579	125 877	
36	54 193	127 884	
37	55 223	128 738	
38	57 408	130 540	
39	60 948	132 168	
40	61 720	133 316	
41	68 187	141 191	
42	68 489	141 627	
43	68 971	145 131	
44	71 323	145 439	
45	73 379	149 614	
46	74 197	150 181	
47	74 819	157 063	
48	75 313	157 400	
49	75 667	157 848	
50	78 870	158 366	
51	79 047	159 019	
52	79 620	160 439	
53	79 863	160 996	

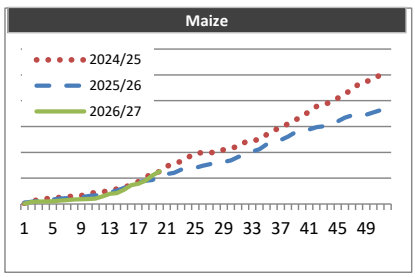

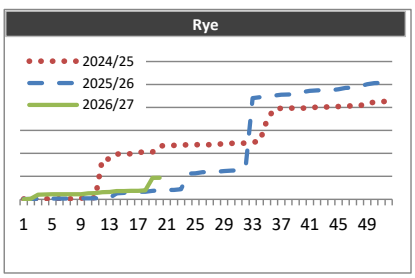

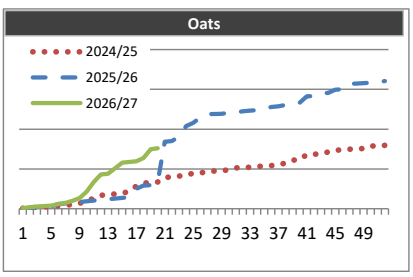

Week 1 to 20 from 01/07/2026 to 15/11/2026

(tonnes)

Sorghum			
week	2024/25	2025/26	2026/27
1	123	0	0
2	223	5	92
3	377	30	144
4	669	148	169
5	693	176	304
6	739	224	450
7	810	224	578
8	833	225	638
9	834	297	666
10	852	297	694
11	852	310	742
12	899	359	857
13	948	383	884
14	997	408	884
15	1 000	418	908
16	1 050	468	990
17	1 130	468	994
18	1 183	3 795	1 019
19	1 288	3 928	1 020
20	1 324	6 767	1 045
21	1 560	6 943	
22	2 596	7 147	
23	2 846	7 394	
24	5 111	7 434	
25	5 473	7 608	
26	5 473	7 608	
27	5 486	7 608	
28	5 512	7 633	
29	5 561	7 682	
30	5 818	7 685	
31	5 926	7 686	
32	6 200	7 687	
33	9 051	7 711	
34	9 277	7 718	
35	9 424	8 101	
36	9 630	8 101	
37	9 701	8 101	
38	9 869	8 126	
39	9 934	8 180	
40	11 631	8 206	
41	11 632	8 208	
42	11 746	8 210	
43	11 795	8 262	
44	11 848	8 262	
45	11 885	8 336	
46	11 909	8 410	
47	12 148	8 437	
48	12 257	8 463	
49	12 355	8 488	
50	12 510	8 545	
51	14 080	8 568	
52	14 268	8 582	
53	14 268	8 582	

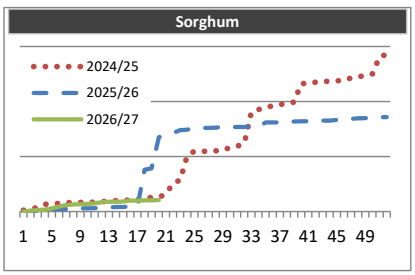

DG Agri-E.4

Imports*

Situation at 17/11/2026

Week 1 to 20 from 01/07/2026 to 15/11/2026

(tonnes)

Common wheat			
week	2024/25	2025/26	2026/27
1	127 788	81 523	49 042
2	299 330	100 824	96 910
3	387 727	145 444	121 725
4	463 829	225 104	175 395
5	636 607	272 002	220 406
6	734 343	454 275	300 403
7	831 195	658 592	371 123
8	991 411	718 737	407 237
9	1 201 830	869 290	461 127
10	1 445 021	957 886	544 258
11	1 713 830	1 048 781	633 652
12	1 931 717	1 151 341	700 986
13	2 110 713	1 277 581	769 948
14	2 409 659	1 368 646	873 457
15	2 650 639	1 468 321	916 653
16	2 778 395	1 517 789	964 287
17	3 017 649	1 579 522	1 034 169
18	3 206 773	1 660 365	1 135 577
19	3 406 131	1 741 753	1 170 284
20	3 630 725	1 802 910	1 197 331
21	3 824 980	1 846 117	
22	3 927 924	1 915 952	
23	4 008 022	1 980 672	
24	4 264 905	2 065 104	
25	4 317 848	2 133 600	
26	4 385 398	2 160 721	
27	4 432 893	2 184 669	
28	4 593 915	2 246 031	
29	4 817 809	2 290 357	
30	4 941 106	2 326 202	
31	5 128 627	2 408 110	
32	5 211 271	2 460 591	
33	5 378 868	2 507 334	
34	5 523 846	2 579 310	
35	5 738 395	2 655 878	
36	5 919 705	2 692 490	
37	6 023 734	2 753 788	
38	6 245 731	2 777 390	
39	6 410 531	2 827 392	
40	6 512 065	2 920 162	
41	6 611 401	3 049 639	
42	6 692 109	3 202 693	
43	6 758 648	3 258 472	
44	6 875 245	3 345 324	
45	7 023 015	3 451 278	
46	7 070 543	3 531 536	
47	7 128 563	3 597 709	
48	7 172 936	3 714 132	
49	7 216 311	3 777 686	
50	7 320 207	3 826 968	
51	7 424 835	3 882 696	
52	7 455 823	3 927 101	
53	7 457 313	3 993 914	

Common wheat flour (grain equivalent)			
week	2024/25	2025/26	2026/27
1	6 004	3 060	3 694
2	11 903	7 437	9 676
3	16 628	11 677	15 686
4	21 182	13 703	21 186
5	25 998	15 753	26 528
6	31 216	18 605	32 438
7	35 796	21 091	38 234
8	40 629	23 994	44 576
9	45 807	26 783	50 731
10	51 869	29 903	56 400
11	57 133	32 147	62 308
12	62 156	34 818	68 741
13	67 934	37 338	74 263
14	74 172	40 224	80 152
15	79 343	42 458	86 504
16	85 666	45 187	93 942
17	91 276	51 173	100 014
18	97 211	56 247	105 788
19	103 606	61 985	112 159
20	108 860	67 489	114 875
21	114 428	73 667	
22	121 032	79 660	
23	126 987	85 350	
24	133 251	91 267	
25	139 184	98 356	
26	143 260	101 704	
27	146 727	104 380	
28	152 240	108 873	
29	158 486	114 502	
30	164 105	119 819	
31	169 854	123 522	
32	175 938	128 961	
33	182 009	134 541	
34	187 699	139 785	
35	194 403	145 446	
36	200 663	151 403	
37	207 829	156 661	
38	214 592	162 260	
39	221 378	167 765	
40	227 826	174 296	
41	234 597	179 933	
42	241 115	185 464	
43	246 641	191 833	
44	253 375	197 703	
45	259 804	203 842	
46	266 185	210 549	
47	273 866	215 917	
48	279 664	222 384	
49	286 136	227 682	
50	292 570	234 154	
51	298 270	240 483	
52	302 917	246 401	
53	303 966	248 635	

Durum wheat			
week	2024/25	2025/26	2026/27
1	1 007	8 388	51 085
2	34 995	42 898	127 774
3	60 234	54 218	166 050
4	81 906	66 322	175 073
5	93 966	87 606	188 730
6	119 557	166 045	188 836
7	135 258	190 737	224 414
8	161 040	253 981	261 911
9	192 717	254 132	281 932
10	250 731	254 510	303 465
11	268 572	279 524	318 946
12	289 842	289 752	334 008
13	293 808	349 909	376 178
14	298 903	381 577	496 709
15	316 518	432 270	546 917
16	360 667	464 918	578 072
17	370 791	465 213	586 758
18	377 966	483 242	655 242
19	413 720	519 148	655 465
20	440 203	559 563	687 802
21	468 971	648 939	
22	563 159	680 220	
23	606 137	728 163	
24	661 014	805 950	
25	774 978	809 406	
26	817 596	831 558	
27	819 136	965 410	
28	848 242	965 415	
29	935 571	980 878	
30	1 008 215	986 250	
31	1 018 383	989 077	
32	1 082 082	990 566	
33	1 172 925	1 032 027	
34	1 269 704	1 037 331	
35	1 290 140	1 129 084	
36	1 307 777	1 151 861	
37	1 364 099	1 233 648	
38	1 433 245	1 270 777	
39	1 507 766	1 347 288	
40	1 532 485	1 417 014	
41	1 595 936	1 427 594	
42	1 625 874	1 472 287	
43	1 657 368	1 554 856	
44	1 720 099	1 615 338	
45	1 748 008	1 649 461	
46	1 751 731	1 689 836	
47	1 795 904	1 748 858	
48	1 913 868	1 837 096	
49	1 919 754	1 872 753	
50	1 945 278	1 944 258	
51	1 948 775	1 983 492	
52	1 992 891	2 057 354	
53	2 011 860	2 058 291	

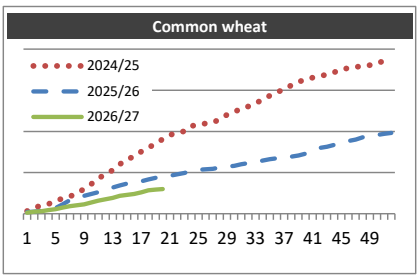

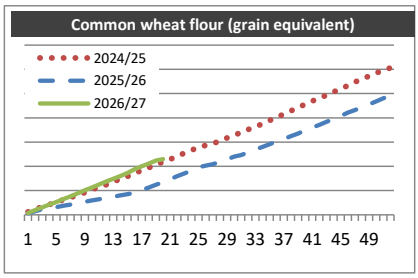

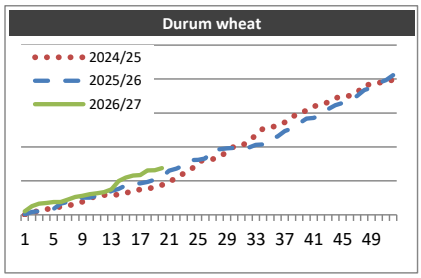

DG Agri-E.4

Imports*

Situation at 17/11/2026

Week 1 to 20 from 01/07/2026 to 15/11/2026

(tonnes)

Durum wheat meal (grain equivalent)

week	2024/25	2025/26	2026/27
1	17	54	58
2	70	119	252
3	135	241	461
4	194	283	477
5	251	358	569
6	283	379	749
7	329	389	841
8	375	446	972
9	451	476	1 132
10	559	526	1 473
11	594	545	1 721
12	724	605	1 972
13	742	672	2 267
14	850	724	2 491
15	878	797	2 755
16	900	877	2 926
17	991	940	3 403
18	1 041	1 004	3 895
19	1 064	1 098	4 238
20	1 205	1 242	4 570
21	1 302	1 712	
22	1 786	1 893	
23	1 859	2 013	
24	1 900	2 115	
25	1 984	2 289	
26	2 053	2 361	
27	2 117	2 435	
28	2 236	2 546	
29	2 353	2 707	
30	2 413	2 839	
31	2 565	2 900	
32	2 643	2 931	
33	2 705	3 079	
34	2 755	3 272	
35	3 008	3 625	
36	3 187	3 933	
37	3 323	4 434	
38	3 383	4 669	
39	3 588	4 909	
40	3 706	5 088	
41	3 842	5 393	
42	3 968	5 475	
43	4 033	5 769	
44	4 064	5 917	
45	4 141	6 069	
46	4 279	6 216	
47	4 375	6 368	
48	4 515	6 459	
49	4 567	6 704	
50	4 627	6 910	
51	4 652	7 148	
52	4 698	7 285	
53	4 712	7 353	

Barley

week	2024/25	2025/26	2026/27
1	26 405	26 150	3 536
2	48 191	38 101	19 892
3	114 102	53 853	27 785
4	173 910	64 943	53 837
5	209 730	83 129	61 770
6	243 950	110 133	71 975
7	261 853	111 651	79 833
8	279 448	114 549	84 770
9	288 881	122 546	88 217
10	296 681	131 292	130 595
11	305 577	133 044	133 995
12	325 509	138 469	151 084
13	333 959	141 961	159 839
14	349 940	152 477	172 043
15	361 877	168 951	177 869
16	443 655	179 450	218 136
17	462 513	186 233	225 990
18	535 648	188 093	230 316
19	544 380	192 118	237 920
20	575 340	206 074	238 641
21	586 381	216 664	
22	609 852	220 366	
23	645 690	255 822	
24	657 721	271 185	
25	685 603	285 525	
26	699 704	297 080	
27	710 129	307 377	
28	731 973	307 425	
29	751 178	317 706	
30	767 750	318 133	
31	769 959	322 611	
32	794 816	332 001	
33	812 477	339 862	
34	829 765	351 269	
35	849 939	359 696	
36	871 159	376 578	
37	891 509	395 009	
38	919 119	397 742	
39	945 010	412 525	
40	977 795	426 487	
41	995 786	433 858	
42	1 011 368	446 622	
43	1 037 261	451 812	
44	1 048 771	457 470	
45	1 070 887	459 801	
46	1 078 977	462 132	
47	1 092 961	474 971	
48	1 103 233	483 779	
49	1 119 027	489 646	
50	1 138 278	500 548	
51	1 142 548	501 189	
52	1 158 996	513 363	
53	1 162 018	513 638	

Malt (grain equivalent)

week	2024/25	2025/26	2026/27
1	288	555	296
2	615	1 023	1 135
3	950	1 843	1 735
4	1 293	2 365	1 965
5	1 574	2 783	2 607
6	1 832	3 356	2 916
7	2 035	3 837	3 099
8	3 771	4 401	3 502
9	4 043	5 353	4 123
10	4 564	5 778	4 639
11	4 840	6 343	5 022
12	5 098	6 645	5 441
13	5 407	7 144	6 180
14	5 873	7 491	6 390
15	6 335	8 428	6 797
16	6 638	8 789	7 220
17	6 989	9 101	7 758
18	7 282	10 035	8 060
19	7 545	10 676	8 718
20	7 807	11 104	9 066
21	8 085	11 497	
22	8 638	11 980	
23	8 803	12 406	
24	9 286	12 725	
25	9 593	13 076	
26	9 648	13 085	
27	9 965	13 188	
28	10 097	13 747	
29	10 613	14 092	
30	11 303	14 575	
31	11 628	14 974	
32	12 181	16 079	
33	12 567	16 689	
34	13 002	17 202	
35	14 813	17 312	
36	15 137	17 769	
37	15 792	18 175	
38	16 263	19 067	
39	17 060	19 855	
40	17 662	20 289	
41	19 933	20 753	
42	20 420	21 537	
43	20 976	22 469	
44	21 657	23 192	
45	22 958	23 818	
46	25 389	24 323	
47	26 957	24 858	
48	28 741	25 866	
49	33 126	26 574	
50	33 773	27 481	
51	34 704	28 060	
52	35 766	28 912	
53	35 897	28 988	

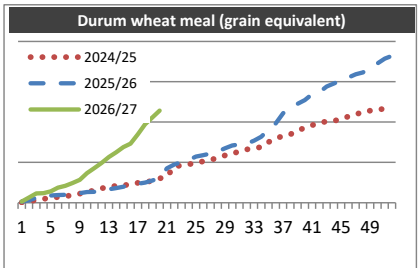

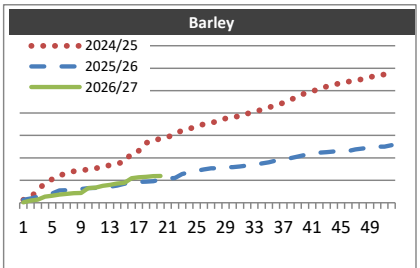

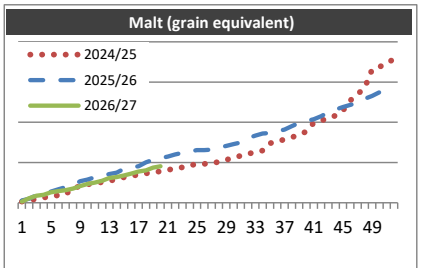

DG Agri-E.4

Imports*

Situation at 17/11/2026

Week 1 to 20 from 01/07/2026 to 15/11/2026

(tonnes)

Maize			
week	2024/25	2025/26	2026/27
1	754 133	166 735	235 138
2	1 275 984	381 119	676 100
3	1 796 026	631 707	1 021 420
4	2 106 150	735 291	1 314 290
5	2 440 863	973 096	1 566 070
6	2 914 724	1 257 099	1 888 686
7	3 287 972	1 477 887	2 340 386
8	3 637 619	1 787 494	2 826 373
9	3 762 402	2 241 991	3 385 233
10	4 117 313	2 651 771	3 747 980
11	4 458 397	2 903 831	4 115 102
12	4 953 407	3 524 538	4 752 357
13	5 260 879	3 686 116	5 196 931
14	5 593 671	4 106 264	5 651 727
15	5 958 956	4 590 214	6 090 523
16	6 276 399	4 741 823	6 775 140
17	6 844 724	5 240 742	7 247 751
18	7 289 226	5 514 763	7 517 343
19	7 518 257	5 867 778	7 735 918
20	7 850 484	6 219 278	7 960 512
21	8 180 655	6 701 216	
22	8 671 376	7 072 113	
23	9 088 364	7 409 038	
24	9 425 197	7 815 435	
25	9 885 220	8 119 208	
26	10 039 112	8 311 595	
27	10 327 846	8 728 388	
28	10 973 192	9 188 949	
29	11 368 172	9 658 277	
30	11 682 341	10 238 954	
31	12 230 934	10 508 824	
32	12 737 766	10 766 047	
33	13 188 925	11 105 296	
34	13 703 921	11 731 233	
35	14 238 882	12 256 876	
36	14 698 415	12 604 924	
37	15 094 940	13 100 954	
38	15 663 608	13 550 868	
39	16 211 745	13 867 582	
40	16 541 021	14 310 266	
41	16 792 175	14 583 201	
42	16 969 061	14 881 647	
43	17 259 530	15 340 817	
44	17 415 414	15 774 711	
45	17 663 810	16 221 760	
46	17 864 946	16 705 861	
47	18 143 385	17 069 137	
48	18 373 332	17 336 435	
49	18 770 902	17 777 547	
50	19 081 722	18 240 065	
51	19 358 330	18 715 828	
52	19 697 663	19 172 648	
53	19 791 529	19 365 053	

Rye			
week	2024/25	2025/26	2026/27
1	0	0	0
2	0	0	0
3	0	0	0
4	0	0	0
5	0	0	0
6	0	0	0
7	0	0	0
8	0	0	17
9	8	0	17
10	8	15	17
11	8	15	17
12	8	15	17
13	6 655	15	17
14	7 227	15	17
15	7 227	15	17
16	7 227	15	17
17	7 227	40	17
18	7 227	40	17
19	7 274	40	17
20	7 274	40	17
21	7 274	40	
22	7 274	40	
23	7 274	40	
24	7 274	40	
25	7 274	40	
26	7 274	40	
27	7 274	40	
28	7 274	40	
29	7 274	40	
30	7 274	40	
31	7 274	40	
32	7 274	40	
33	7 321	40	
34	7 321	65	
35	7 366	115	
36	7 366	140	
37	7 366	140	
38	7 366	140	
39	7 416	140	
40	7 490	140	
41	7 641	140	
42	7 691	140	
43	7 691	140	
44	7 691	140	
45	7 761	140	
46	7 761	140	
47	7 761	140	
48	7 761	140	
49	7 761	140	
50	7 784	140	
51	7 784	140	
52	7 784	140	
53	7 784	140	

Oats			
week	2024/25	2025/26	2026/27
1	200	377	3 617
2	292	3 561	3 995
3	452	4 212	7 734
4	822	8 415	8 157
5	938	8 955	8 587
6	939	9 345	8 816
7	992	9 838	8 990
8	1 145	10 328	9 188
9	1 341	10 560	9 327
10	1 599	10 760	9 584
11	1 903	10 934	13 393
12	2 182	10 992	13 653
13	2 555	11 099	13 829
14	2 931	11 389	14 032
15	3 223	11 618	14 265
16	3 569	11 793	14 526
17	3 738	12 269	14 701
18	4 016	12 329	14 904
19	4 393	12 422	15 154
20	4 973	12 773	15 346
21	5 367	13 344	
22	5 633	13 863	
23	6 150	14 190	
24	6 594	14 649	
25	12 265	15 235	
26	12 381	15 363	
27	12 497	15 387	
28	12 891	15 757	
29	17 720	16 152	
30	18 177	16 960	
31	22 189	17 354	
32	22 861	17 740	
33	23 578	18 058	
34	27 831	18 348	
35	28 242	18 718	
36	28 871	19 098	
37	33 187	19 433	
38	33 962	19 877	
39	40 567	20 260	
40	44 697	20 649	
41	45 249	20 835	
42	45 557	21 260	
43	45 934	21 801	
44	50 115	22 037	
45	54 146	22 543	
46	54 707	22 863	
47	55 140	23 415	
48	58 662	23 973	
49	62 482	24 408	
50	62 742	25 037	
51	66 516	25 554	
52	66 893	25 963	
53	66 951	26 138	

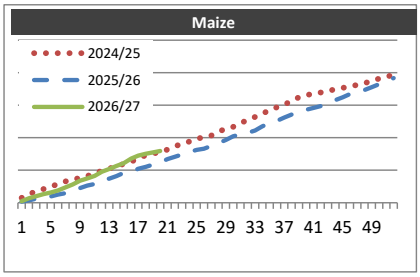

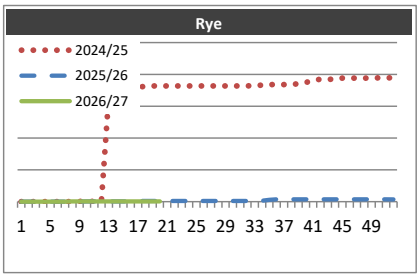

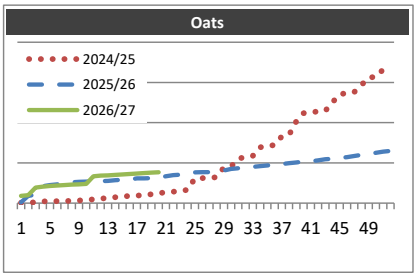

Imports*

Week 1 to 20 from 01/07/2026 to 15/11/2026

(tonnes)

Sorghum			
week	**2024/25**	**2025/26**	**2026/27**
1	141	96	23
2	185	70 301	4 088
3	367	70 325	4 213
4	391	70 421	4 310
5	438	70 466	4 310
6	438	70 480	4 310
7	553	103 502	4 333
8	652	103 549	4 359
9	675	104 507	4 359
10	699	104 507	4 476
11	699	104 512	4 555
12	723	145 013	4 624
13	803	145 110	4 649
14	834	146 062	4 768
15	888	146 264	4 815
16	934	146 493	4 960
17	1 002	146 969	5 123
18	1 162	147 308	5 260
19	1 299	147 676	5 537
20	1 474	185 069	5 751
21	1 683	185 373	
22	5 865	196 576	
23	9 380	270 814	
24	9 429	271 019	
25	9 646	272 539	
26	9 647	307 548	
27	10 169	307 618	
28	10 785	309 081	
29	10 914	309 194	
30	11 529	359 310	
31	11 665	397 057	
32	11 827	399 986	
33	12 506	491 806	
34	12 554	491 920	
35	13 170	492 056	
36	13 671	494 262	
37	13 763	498 879	
38	14 312	499 163	
39	64 792	499 467	
40	66 748	502 655	
41	66 993	502 768	
42	67 218	576 951	
43	67 570	577 234	
44	67 748	579 332	
45	67 888	579 547	
46	67 998	582 579	
47	68 192	582 738	
48	68 446	585 855	
49	68 736	585 856	
50	68 828	588 449	
51	107 828	588 649	
52	107 828	591 744	
53	108 925	591 744	

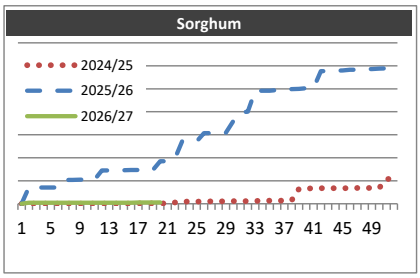

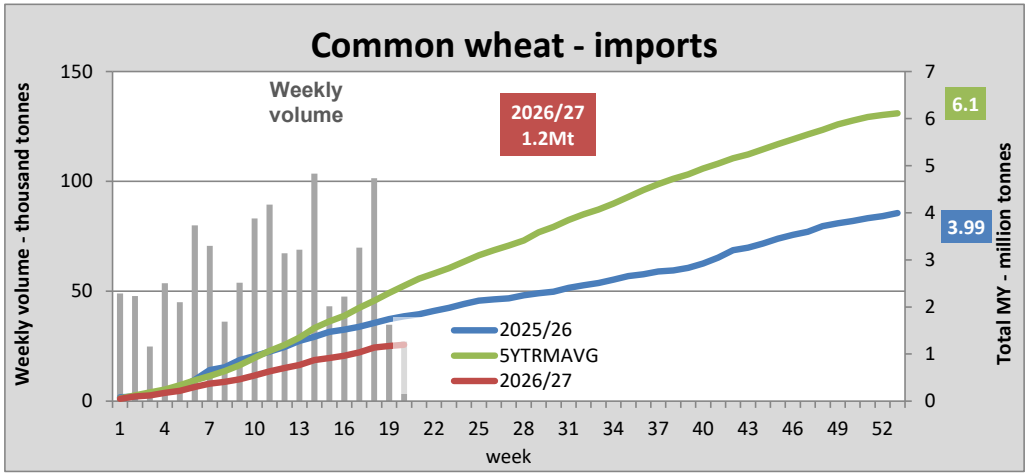
Common wheat - imports
Weekly volume
2026/27
1.2Mt
6.1
3.99
2025/26
5YTRMAVG
2026/27
Weekly volume - thousand tonnes
Total MY - million tonnes
week

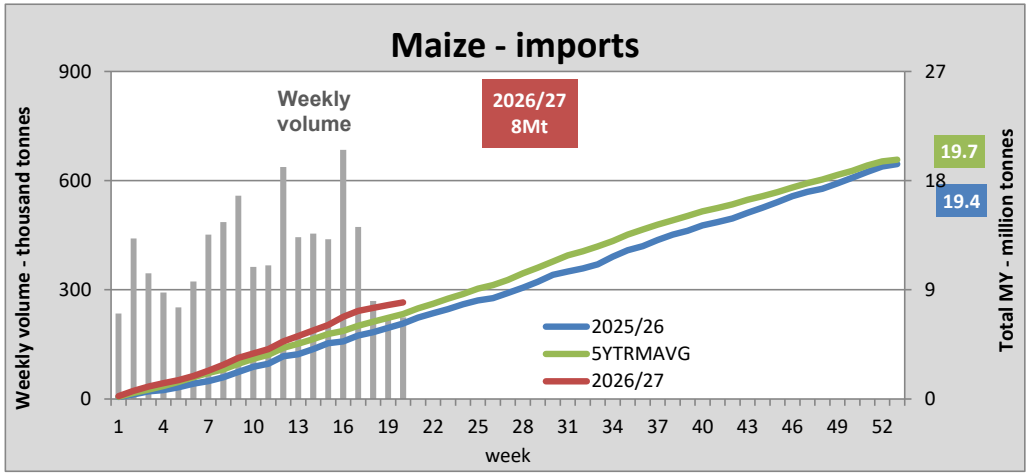
Maize - imports
Weekly volume
2026/27
8Mt
19.7
19.4
2025/26
5YTRMAVG
2026/27
Weekly volume - thousand tonnes
Total MY - million tonnes
week

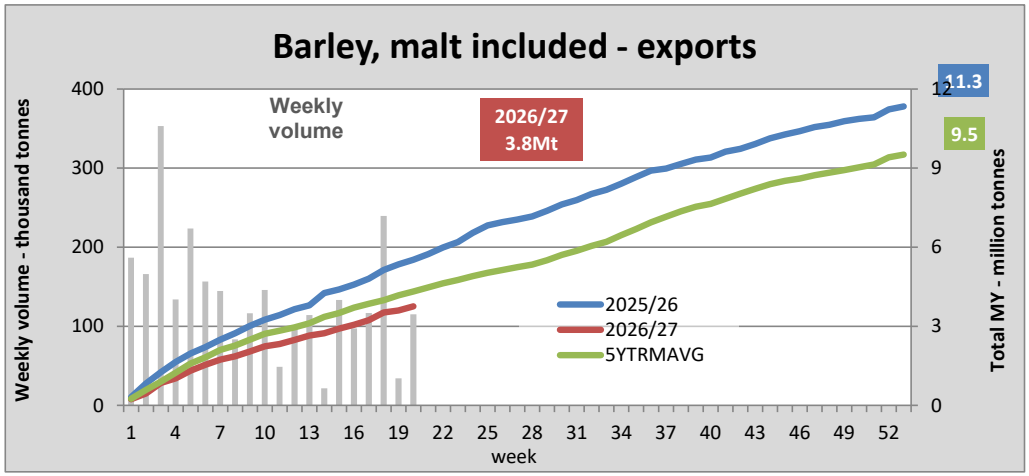
Barley, malt included - exports
Weekly volume
2026/27
3.8Mt
11.3
9.5
2025/26
2026/27
5YTRMAVG
Weekly volume - thousand tonnes
Total MY - million tonnes
week

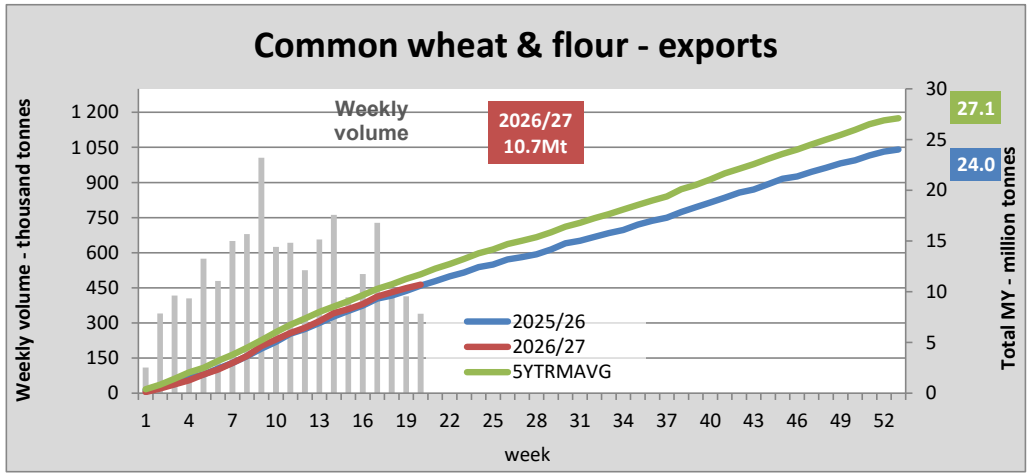
Common wheat & flour - exports
Weekly volume
2026/27
10.7Mt
27.1
24.0
2025/26
2026/27
5YTRMAVG
Weekly volume - thousand tonnes
Total MY - million tonnes
week

Calendar of Marketing Year weeks

Week	2024/25		2025/26		2026/27	
	Start	End	Start	End	Start	End
1	01/07/2024	07/07/2024	01/07/2025	06/07/2025	01/07/2026	05/07/2026
2	08/07/2024	14/07/2024	07/07/2025	13/07/2025	06/07/2026	12/07/2026
3	15/07/2024	21/07/2024	14/07/2025	20/07/2025	13/07/2026	19/07/2026
4	22/07/2024	28/07/2024	21/07/2025	27/07/2025	20/07/2026	26/07/2026
5	29/07/2024	04/08/2024	28/07/2025	03/08/2025	27/07/2026	02/08/2026
6	05/08/2024	11/08/2024	04/08/2025	10/08/2025	03/08/2026	09/08/2026
7	12/08/2024	18/08/2024	11/08/2025	17/08/2025	10/08/2026	16/08/2026
8	19/08/2024	25/08/2024	18/08/2025	24/08/2025	17/08/2026	23/08/2026
9	26/08/2024	01/09/2024	25/08/2025	31/08/2025	24/08/2026	30/08/2026
10	02/09/2024	08/09/2024	01/09/2025	07/09/2025	31/08/2026	06/09/2026
11	09/09/2024	15/09/2024	08/09/2025	14/09/2025	07/09/2026	13/09/2026
12	16/09/2024	22/09/2024	15/09/2025	21/09/2025	14/09/2026	20/09/2026
13	23/09/2024	29/09/2024	22/09/2025	28/09/2025	21/09/2026	27/09/2026
14	30/09/2024	06/10/2024	29/09/2025	05/10/2025	28/09/2026	04/10/2026
15	07/10/2024	13/10/2024	06/10/2025	12/10/2025	05/10/2026	11/10/2026
16	14/10/2024	20/10/2024	13/10/2025	19/10/2025	12/10/2026	18/10/2026
17	21/10/2024	27/10/2024	20/10/2025	26/10/2025	19/10/2026	25/10/2026
18	28/10/2024	03/11/2024	27/10/2025	02/11/2025	26/10/2026	01/11/2026
19	04/11/2024	10/11/2024	03/11/2025	09/11/2025	02/11/2026	08/11/2026
20	11/11/2024	17/11/2024	10/11/2025	16/11/2025	09/11/2026	15/11/2026
21	18/11/2024	24/11/2024	17/11/2025	23/11/2025	16/11/2026	22/11/2026
22	25/11/2024	01/12/2024	24/11/2025	30/11/2025	23/11/2026	29/11/2026
23	02/12/2024	08/12/2024	01/12/2025	07/12/2025	30/11/2026	06/12/2026
24	09/12/2024	15/12/2024	08/12/2025	14/12/2025	07/12/2026	13/12/2026
25	16/12/2024	22/12/2024	15/12/2025	21/12/2025	14/12/2026	20/12/2026
26	23/12/2024	29/12/2024	22/12/2025	28/12/2025	21/12/2026	27/12/2026
27	30/12/2024	05/01/2025	29/12/2025	04/01/2026	28/12/2026	03/01/2027
28	06/01/2025	12/01/2025	05/01/2026	11/01/2026	04/01/2027	10/01/2027
29	13/01/2025	19/01/2025	12/01/2026	18/01/2026	11/01/2027	17/01/2027
30	20/01/2025	26/01/2025	19/01/2026	25/01/2026	18/01/2027	24/01/2027
31	27/01/2025	02/02/2025	26/01/2026	01/02/2026	25/01/2027	31/01/2027
32	03/02/2025	09/02/2025	02/02/2026	08/02/2026	01/02/2027	07/02/2027
33	10/02/2025	16/02/2025	09/02/2026	15/02/2026	08/02/2027	14/02/2027
34	17/02/2025	23/02/2025	16/02/2026	22/02/2026	15/02/2027	21/02/2027
35	24/02/2025	02/03/2025	23/02/2026	01/03/2026	22/02/2027	28/02/2027
36	03/03/2025	09/03/2025	02/03/2026	08/03/2026	01/03/2027	07/03/2027
37	10/03/2025	16/03/2025	09/03/2026	15/03/2026	08/03/2027	14/03/2027
38	17/03/2025	23/03/2025	16/03/2026	22/03/2026	15/03/2027	21/03/2027
39	24/03/2025	30/03/2025	23/03/2026	29/03/2026	22/03/2027	28/03/2027
40	31/03/2025	06/04/2025	30/03/2026	05/04/2026	29/03/2027	04/04/2027
41	07/04/2025	13/04/2025	06/04/2026	12/04/2026	05/04/2027	11/04/2027
42	14/04/2025	20/04/2025	13/04/2026	19/04/2026	12/04/2027	18/04/2027
43	21/04/2025	27/04/2025	20/04/2026	26/04/2026	19/04/2027	25/04/2027
44	28/04/2025	04/05/2025	27/04/2026	03/05/2026	26/04/2027	02/05/2027
45	05/05/2025	11/05/2025	04/05/2026	10/05/2026	03/05/2027	09/05/2027
46	12/05/2025	18/05/2025	11/05/2026	17/05/2026	10/05/2027	16/05/2027
47	19/05/2025	25/05/2025	18/05/2026	24/05/2026	17/05/2027	23/05/2027
48	26/05/2025	01/06/2025	25/05/2026	31/05/2026	24/05/2027	30/05/2027
49	02/06/2025	08/06/2025	01/06/2026	07/06/2026	31/05/2027	06/06/2027
50	09/06/2025	15/06/2025	08/06/2026	14/06/2026	07/06/2027	13/06/2027
51	16/06/2025	22/06/2025	15/06/2026	21/06/2026	14/06/2027	20/06/2027
52	23/06/2025	29/06/2025	22/06/2026	28/06/2026	21/06/2027	27/06/2027
53	30/06/2025	30/06/2025	29/06/2026	30/06/2026	28/06/2027	30/06/2027