

The next report will be published on 3 June 2025.

Export data for Italy are not complete since December 2024. Export data for France are not complete since the beginning of calendar year 2024. Export data for Bulgaria and Ireland are not complete since the beginning of marketing year 2023/24.

The Commission services are in contact with member states concerned working to resolve the issue.

Trade monitoring through customs surveillance data

Weekly Taxud data (imports and exports) are also available on Agri-food Data Portal on Europa webpage

<https://agridata.ec.europa.eu/extensions/DataPortal/rice.html>

The TAXUD surveillance system ("customs surveillance") records and centralizes all trade data (import and exports) directly from the national customs authorities on a daily basis. For each transaction, the stored data contain the information available on the Single Administrative Document (SAD), including the volume and origin of the consignment. As the surveillance system does not include intra-trade data, the UK data as EU partner can't be displayed before 1/01/2021. The data as of 1/01/2021 is therefore not comparable with the data until 31/12/2020.

According to Art.55(2) of Commission Implementing Regulation (EU) 2015/2447, the customs authorities shall provide the Commission at least once a week with data on customs declarations for the goods that have been made subject to surveillance at release for free circulation or at export.

The "customs surveillance" data provide actual and prompt information about the trade (import/export) transaction in terms of volume and origin or destination. The European Commission aims to improve data quality and provide as recent and accurate information as possible. However, Surveillance data are created on the basis of declarations that may be modified, corrected or deleted. Additionally, the legal basis (Regulation (EU) 2015/2447) allows that on specific occasions declaration data may be forwarded with a delay. Therefore, it cannot be guaranteed that information provided is free of errors or that it will not be amended. The European Commission accepts no responsibility with regard to such problems incurred as a result of using these data.

The United Kingdom is no longer a Member State of the European Union, however until the end of the transition period was still a part of the EU Customs Union. Due to the absence of intra-trade data in the surveillance system, the total of the EU trade data therefore also include the UK trade until 31/12/2020. The data as of 1/01/2021 is therefore not comparable with the data until 31/12/2020.

Publication of data

This report is published on a weekly basis. **In case of a technical issue or another constraint causing delay of the publication, please note that the next upload will be done in the coming days at 12h or 16h.**

The data are expressed in quantity of the product itself, unless otherwise stated
Below the specifications of the products included in the report

Product Type	CN code	Conversion factor milled equivalent
Paddy	Indica 1006 10 79 (until 31/12/2016: 1006 10 27; 1006 10 98)	0.552
	1006 10 50 (until 31/12/2016: 1006 10 23; 1006 1094) ; 1006 10 71 (until 31/12/2016: 1006 1025; 1006 1096)	0.552
	Japonica 1006 10 30 (until 31/12/2016: 1006 10 21; 1006 10 92)	0.62
Husked	Indica 1006 20 17; 1006 20 98	0.69
	1006 20 13; 1006 20 15; 1006 20 94; 1006 20 96	0.69
	Japonica 1006 20 11; 1006 20 92	0.775
Milled & semi-milled	Indica 1006 30 27; 1006 30 48	0.93284
	1006 30 67; 1006 30 98	1
	1006 30 23; 1006 30 25; 1006 30 44; 1006 30 46	0.93284
	Japonica 1006 30 21; 1006 30 42	0.93897
	1006 30 61; 1006 30 63; 1006 30 65; 1006 30 92; 1006 30 94; 1006 30 96	1

Changes in the report

as of 09/07/2018:

- the weekly reference period is from Monday to Sunday (compared to Wednesday to Tuesday previously)
- calendar of marketing year weeks is added

Imports
Cumul of week 1 to 38

		EU		EU		EU	
		01/09/2024 - 18/05/2025		01/09/2023 - 19/05/2024		01/09/2022 - 21/05/2023	
		Export	Import	Export	Import	Export	Import
<i>(tonnes milled equivalent)</i>							
Paddy	Indica	80	3 090	172	3	280	10 622
	Japonica	11 623	33	10 747	408	21 781	203
	Total paddy	11 703	3 124	10 918	411	22 061	10 826
Husked	Indica	2 963	302 568	13 991	218 264	11 731	306 791
	Japonica	14 944	17 437	9 425	15 936	10 660	58 828
	Total husked	17 907	320 005	23 416	234 200	22 391	365 619
Milled & semi-milled	Indica	57 833	668 175	70 594	557 141	69 609	545 403
	Japonica	96 258	105 275	130 121	137 957	148 525	181 449
	Total milled	154 091	773 451	200 714	695 099	218 134	726 852
General Total		183 700	1 096 579	235 048	929 710	262 586	1 103 297
Broken	Total broken	8 758	439 986	6 955	327 879	11 172	384 243

Imports

Week 1 to 38 from 01/09/2024 to 18/05/2025

Summary

Import (tonnes milled equivalent)	Paddy			Husked			Milled & semi-milled			Total			Broken
	Indica	Japonica	Total	Indica	Japonica	Total	Indica	Japonica	Total	Indica	Japonica	Total	Total
BE				79 891	303	80 194	48 719	8 022	56 741	128 610	8 325	136 935	302 692
BG				52	3 146	3 198	8 114	17 428	25 542	8 165	20 575	28 740	242
CZ				84	35	119	41 098	2 378	43 476	41 182	2 413	43 595	937
DK				2 316	31	2 347	6 969	1 655	8 624	9 285	1 686	10 970	44
DE				2 275	167	2 441	37 070	12 225	49 295	39 345	12 391	51 737	737
EE							282	161	443	282	161	443	
IE				86	725	811	5 905	3 381	9 286	5 991	4 106	10 096	181
EL				948		948	10 327	998	11 324	11 275	998	12 272	24
ES	1	14	16	56 465	9 130	65 595	34 884	9 552	44 436	91 350	18 696	110 047	37 562
FR	3 087		3 087	22 596	198	22 794	132 381	17 174	149 555	158 064	17 372	175 436	19 408
HR				1	3	5	3 424	113	3 537	3 426	117	3 542	
IT				33 773	1 148	34 921	79 302	2 617	81 919	113 074	3 765	116 839	11 077
CY				12		12	3 956	163	4 119	3 968	163	4 131	
LV				52		52	1 083	698	1 781	1 135	698	1 833	
LT				368		368	15 570	475	16 045	15 938	475	16 413	3 730
LU													
HU					21	21	3 921	239	4 160	3 921	259	4 181	65
MT				17	36	53	2 046	249	2 294	2 063	284	2 347	115
NL		18	18	55 202	1 939	57 141	113 451	12 689	126 141	168 653	14 647	183 300	41 511
AT				8	70	78	2 330	1 936	4 266	2 339	2 006	4 344	478
PL				3 033	463	3 497	55 618	3 229	58 847	58 651	3 692	62 343	18 076
PT	2		2	44 649		44 649	23 461	632	24 093	68 112	633	68 744	1 881
RO				690	3	693	1 364	956	2 320	2 054	959	3 013	
SI				48		48	12 552	984	13 536	12 599	984	13 584	350
SK							74	77	151	74	77	151	
FI					2	2	3 310	785	4 094	3 310	787	4 096	259
SE				3	17	20	20 966	6 459	27 425	20 969	6 477	27 446	617
EU	3 090	33	3 124	302 568	17 437	320 005	668 175	105 275	773 451	973 833	122 746	1 096 579	439 986

Top 5 import origins - (update of 18 May 2025)

Paddy-Indica				
Origin	MY 2024/25		MY 2023/24	
	tonnes	share	tonnes	share
Guyana	3 086	99.9%	-----	-----

Paddy-Japonica				
Origin	MY 2024/25		MY 2023/24	
	tonnes	share	tonnes	share
United States of America	14	43.4%	-----	-----
Iraq	11	32.6%	6	1.6%

Total Paddy				
Origin	MY 2024/25		MY 2023/24	
	tonnes	share	tonnes	share
Guyana	3 086	98.8%	-----	-----
United States of America	14	0.5%	-----	-----
Iraq	11	0.3%	6	1.6%

Husked-Indica				
Origin	MY 2024/25		MY 2023/24	
	tonnes	share	tonnes	share
Pakistan	86 850	28.7%	85 281	39.1%
India	70 307	23.2%	25 950	11.9%
Uruguay	64 175	21.2%	48 237	22.1%
Argentina	38 442	12.7%	18 449	8.5%
Guyana	32 200	10.6%	31 362	14.4%

Husked-Japonica				
Origin	MY 2024/25		MY 2023/24	
	tonnes	share	tonnes	share
Argentina	9 457	54.2%	6 024	37.8%
China	2 449	14.0%	2 806	17.6%
Australia	1 712	9.8%	861	5.4%
Cambodia	1 230	7.1%	287	1.8%
India	1 122	6.4%	1 272	8.0%

Total Husked				
Origin	MY 2024/25		MY 2023/24	
	tonnes	share	tonnes	share
Pakistan	87 116	27.2%	85 409	36.5%
India	71 429	22.3%	27 223	11.6%
Uruguay	64 205	20.1%	48 269	20.6%
Argentina	47 899	15.0%	24 472	10.4%
Guyana	32 200	10.1%	31 362	13.4%

Milled & semi-milled-Indica				
Origin	MY 2024/25		MY 2023/24	
	tonnes	share	tonnes	share
Cambodia	188 789	28.3%	157 250	28.2%
Myanmar	144 132	21.6%	89 126	16.0%
Thailand	132 091	19.8%	111 431	20.0%
India	86 708	13.0%	79 178	14.2%
Pakistan	81 429	12.2%	83 478	15.0%

Milled & semi-milled-Japonica				
Origin	MY 2024/25		MY 2023/24	
	tonnes	share	tonnes	share
Vietnam	15 655	14.9%	20 726	15.0%
Cambodia	14 582	13.9%	11 934	8.7%
India	13 569	12.9%	11 651	8.4%
Myanmar	13 448	12.8%	62 515	45.3%
China	11 070	10.5%	-----	-----

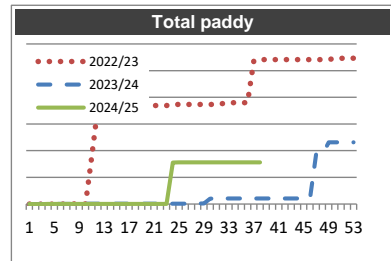
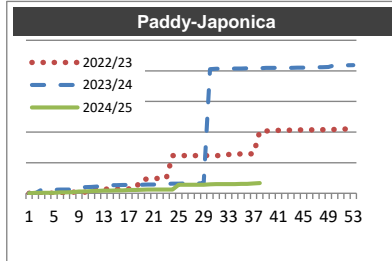
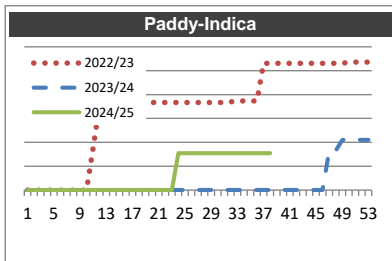
Total Milled & semi-milled				
Origin	MY 2024/25		MY 2023/24	
	tonnes	share	tonnes	share
Cambodia	203 371	26.3%	169 184	24.3%
Myanmar	157 581	20.4%	151 641	21.8%
Thailand	140 192	18.1%	119 726	17.2%
India	100 277	13.0%	90 829	13.1%
Pakistan	87 160	11.3%	87 444	12.6%

Broken-				
Origin	MY 2024/25		MY 2023/24	
	tonnes	share	tonnes	share
Myanmar	337 021	76.6%	232 689	71.0%
Cambodia	19 154	4.4%	16 106	4.9%
Thailand	15 063	3.4%	14 320	4.4%
Uruguay	12 953	2.9%	2 079	0.6%
Guyana	12 276	2.8%	10 256	3.1%

Week 1 to 38 from 01/09/2024 to 18/05/2025

(tonnes milled equivalent)

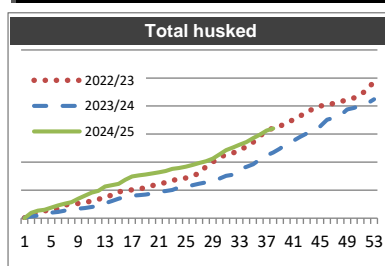
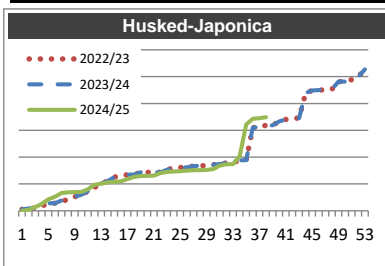
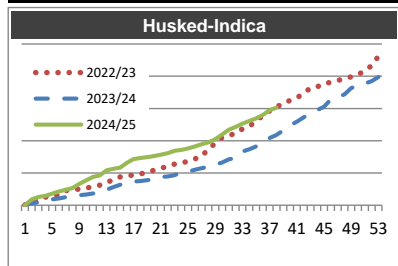
Paddy-Indica				Paddy-Japonica				Total paddy			
week	2022/23	2023/24	2024/25	week	2022/23	2023/24	2024/25	week	2022/23	2023/24	2024/25
1	0	0	0	1	0	0	0	1	0	0	0
2	0	0	0	2	0	0	1	2	0	0	1
3	0	0	0	3	0	11	1	3	0	11	1
4	0	0	1	4	0	11	2	4	0	11	3
5	0	0	1	5	0	12	2	5	0	12	3
6	0	0	1	6	0	12	3	6	0	12	4
7	0	0	1	7	4	12	3	7	4	12	4
8	0	0	1	8	4	12	4	8	4	12	5
9	0	0	1	9	4	20	5	9	4	20	7
10	0	0	1	10	4	20	6	10	4	20	7
11	3 483	0	1	11	14	21	7	11	3 497	21	8
12	7 292	0	1	12	14	22	8	12	7 306	22	9
13	7 292	1	1	13	14	26	9	13	7 306	27	10
14	7 292	1	3	14	14	27	9	14	7 306	27	12
15	7 292	1	3	15	14	27	9	15	7 306	27	12
16	7 292	1	3	16	14	27	9	16	7 306	28	12
17	7 340	2	3	17	15	27	10	17	7 354	29	13
18	7 340	2	5	18	15	28	11	18	7 355	29	16
19	7 340	2	5	19	46	28	12	19	7 386	29	16
20	7 343	2	5	20	46	28	12	20	7 389	30	16
21	7 343	2	5	21	48	28	12	21	7 391	30	17
22	7 343	2	5	22	48	29	12	22	7 391	31	17
23	7 343	2	5	23	48	30	12	23	7 391	32	17
24	7 343	2	3 090	24	123	31	12	24	7 466	33	3 102
25	7 343	2	3 090	25	123	32	28	25	7 466	33	3 118
26	7 343	2	3 090	26	123	32	28	26	7 466	33	3 118
27	7 343	3	3 090	27	123	32	28	27	7 466	35	3 118
28	7 343	3	3 090	28	123	32	28	28	7 467	35	3 118
29	7 343	3	3 090	29	123	33	28	29	7 467	36	3 118
30	7 343	3	3 090	30	123	406	29	30	7 467	409	3 119
31	7 343	3	3 090	31	123	407	30	31	7 467	410	3 120
32	7 401	3	3 090	32	123	407	30	32	7 524	410	3 120
33	7 470	3	3 090	33	127	407	30	33	7 596	410	3 120
34	7 470	3	3 090	34	127	408	30	34	7 596	411	3 120
35	7 472	3	3 090	35	129	408	30	35	7 600	411	3 121
36	7 472	3	3 090	36	129	408	30	36	7 600	411	3 121
37	10 620	3	3 090	37	129	408	32	37	10 749	411	3 122
38	10 622	3	3 090	38	203	408	33	38	10 826	411	3 124
39	10 622	3		39	203	410		39	10 826	413	
40	10 622	3		40	205	410		40	10 827	413	
41	10 622	3		41	206	410		41	10 828	413	
42	10 622	3		42	206	410		42	10 828	413	
43	10 622	3		43	206	410		43	10 829	413	
44	10 622	3		44	207	410		44	10 829	413	
45	10 622	3		45	207	411		45	10 829	414	
46	10 625	3		46	207	411		46	10 833	414	
47	10 625	3 301		47	208	412		47	10 833	3 712	
48	10 625	3 301		48	208	412		48	10 833	3 712	
49	10 625	4 207		49	208	413		49	10 833	4 619	
50	10 720	4 208		50	209	419		50	10 929	4 627	
51	10 720	4 208		51	210	419		51	10 930	4 627	
52	10 720	4 208		52	210	419		52	10 930	4 627	
53	10 720	4 208		53	210	419		53	10 930	4 627	



Week 1 to 38 from 01/09/2024 to 18/05/2025

(tonnes milled equivalent)

Husked-Indica				Husked-Japonica				Total husked			
week	2022/23	2023/24	2024/25	week	2022/23	2023/24	2024/25	week	2022/23	2023/24	2024/25
1	1 029	1 494	182	1	269	269	0	1	1 298	1 763	182
2	10 681	6 183	18 556	2	438	438	203	2	11 119	6 621	18 759
3	20 923	8 881	25 959	3	529	529	673	3	21 452	9 410	26 632
4	25 242	15 803	28 997	4	873	873	1 299	4	26 114	16 675	30 296
5	28 419	18 352	35 493	5	1 419	1 419	2 133	5	29 838	19 771	37 626
6	31 536	21 186	42 665	6	1 426	1 426	2 617	6	32 962	22 612	45 282
7	45 090	24 766	48 136	7	1 932	1 932	3 316	7	47 021	26 698	51 452
8	47 844	28 217	53 515	8	1 996	1 996	3 419	8	49 839	30 213	56 935
9	50 162	31 090	66 264	9	2 645	2 645	3 460	9	52 807	33 735	69 725
10	52 962	32 991	76 873	10	2 983	2 983	3 509	10	55 945	35 974	80 381
11	58 148	36 186	87 483	11	3 647	3 647	4 013	11	61 795	39 833	91 496
12	62 131	39 759	92 770	12	4 317	4 317	4 862	12	66 448	44 076	97 632
13	72 808	48 235	108 220	13	5 092	5 092	5 051	13	77 900	53 327	113 271
14	75 977	55 888	112 663	14	5 543	5 543	5 298	14	81 520	61 431	117 961
15	87 816	63 598	116 891	15	6 288	6 288	5 367	15	94 104	69 886	122 258
16	89 471	69 411	131 853	16	6 563	6 563	5 492	16	96 034	75 974	137 345
17	94 395	73 659	142 920	17	6 740	6 740	5 897	17	101 135	80 399	148 817
18	97 220	74 892	146 632	18	6 747	6 747	6 310	18	103 966	81 639	152 942
19	101 689	77 369	149 518	19	7 164	7 164	6 466	19	108 853	84 533	155 983
20	108 726	80 935	152 865	20	7 172	7 172	6 525	20	115 898	88 107	159 390
21	114 914	87 506	156 936	21	7 176	7 176	6 567	21	122 090	94 682	163 503
22	119 950	89 417	161 388	22	7 182	7 182	7 063	22	127 132	96 599	168 451
23	127 453	93 266	168 907	23	7 674	7 674	7 257	23	135 127	100 940	176 164
24	131 378	101 612	171 536	24	8 017	8 017	7 340	24	139 395	109 630	178 877
25	135 664	104 091	175 969	25	8 049	8 049	7 383	25	143 713	112 140	183 352
26	143 699	109 726	182 401	26	8 084	8 084	7 505	26	151 783	117 810	189 905
27	151 417	115 058	189 237	27	8 349	8 349	7 560	27	159 766	123 406	196 796
28	175 839	119 457	195 413	28	8 379	8 379	7 591	28	184 219	127 836	203 005
29	191 468	126 337	204 673	29	8 423	8 423	7 621	29	199 891	134 760	212 293
30	209 609	132 456	219 111	30	8 589	8 589	7 776	30	218 198	141 045	226 887
31	216 609	142 705	234 560	31	8 689	8 689	8 428	31	225 299	151 394	242 988
32	222 975	145 860	243 179	32	8 891	8 891	8 676	32	231 867	154 751	251 855
33	236 661	166 808	253 097	33	8 974	8 974	8 727	33	245 634	175 782	261 824
34	244 518	173 441	261 253	34	9 382	9 382	10 162	34	253 900	182 823	271 415
35	261 019	182 536	269 512	35	9 435	9 435	16 099	35	270 455	191 971	285 612
36	278 301	194 152	280 403	36	15 471	15 471	17 126	36	293 771	209 623	297 528
37	292 914	208 632	294 923	37	15 635	15 635	17 267	37	308 549	224 268	312 190
38	306 791	218 264	302 568	38	15 936	15 936	17 437	38	322 727	234 200	320 005
39	311 726	232 303		39	15 945	15 945		39	327 670	248 248	
40	325 718	248 506		40	16 665	16 665		40	342 382	265 171	
41	333 742	259 207		41	17 009	17 009		41	350 751	276 217	
42	346 745	272 884		42	17 221	17 221		42	363 965	290 105	
43	363 615	285 313		43	17 265	17 265		43	380 880	302 578	
44	367 203	294 651		44	21 956	21 956		44	389 159	316 607	
45	377 832	305 487		45	22 403	22 403		45	400 235	327 890	
46	380 864	329 000		46	22 488	22 488		46	403 353	351 489	
47	387 049	335 331		47	22 523	22 523		47	409 573	357 854	
48	392 848	343 832		48	22 668	22 668		48	415 516	366 500	
49	398 083	363 822		49	24 064	24 064		49	422 147	387 885	
50	404 810	369 487		50	24 085	24 085		50	428 894	393 572	
51	417 915	377 230		51	24 449	24 449		51	442 364	401 679	
52	432 428	384 712		52	25 021	25 021		52	457 448	409 732	
53	462 624	397 770		53	26 355	26 355		53	488 979	424 125	



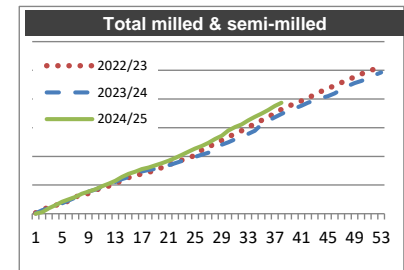
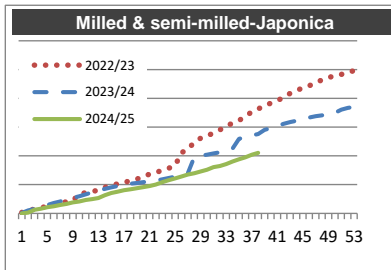
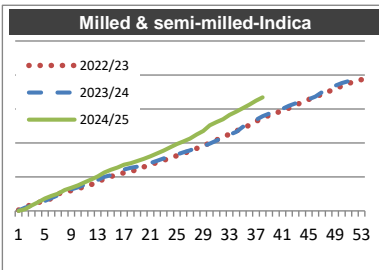
Week 1 to 38 from 01/09/2024 to 18/05/2025

(tonnes milled equivalent)

Milled & semi-milled-Indica			
week	2022/23	2023/24	2024/25
1	4 751	2 060	0
2	23 236	18 676	9 838
3	36 718	30 662	31 626
4	48 111	44 137	51 734
5	61 531	58 723	73 098
6	72 313	75 101	88 667
7	99 888	91 825	101 525
8	111 406	105 069	122 862
9	119 628	127 269	135 913
10	130 702	138 697	149 557
11	142 211	153 425	168 151
12	154 561	165 468	184 610
13	165 007	182 077	202 523
14	190 567	199 571	225 297
15	203 035	210 222	242 461
16	213 688	227 534	255 256
17	224 127	244 073	271 229
18	232 282	253 332	280 413
19	243 599	260 415	293 587
20	258 519	270 772	306 517
21	273 172	282 269	321 917
22	284 619	294 891	338 118
23	297 918	308 929	354 990
24	308 311	322 191	374 287
25	325 573	331 937	393 013
26	337 974	344 134	408 806
27	351 009	355 859	425 340
28	367 737	371 244	450 256
29	380 828	381 056	470 353
30	401 141	396 065	503 354
31	417 887	414 367	523 367
32	433 746	431 182	539 704
33	451 784	448 147	565 061
34	469 932	465 256	584 630
35	488 841	494 593	604 204
36	503 387	516 054	624 589
37	526 886	536 179	648 905
38	545 403	557 141	668 175
39	562 354	572 166	
40	575 664	585 471	
41	590 017	601 311	
42	604 297	618 194	
43	623 199	632 783	
44	639 385	646 867	
45	655 618	657 057	
46	670 070	672 346	
47	686 361	697 687	
48	703 113	720 875	
49	716 702	737 286	
50	735 424	752 009	
51	749 367	763 700	
52	763 778	783 834	
53	772 462	799 931	

Milled & semi-milled-Japonica			
week	2022/23	2023/24	2024/25
1	1 646	767	1
2	5 277	5 272	1 540
3	7 591	7 760	6 347
4	9 586	10 803	8 333
5	12 816	14 546	10 830
6	15 247	17 963	12 291
7	17 619	20 798	14 788
8	20 133	24 061	16 705
9	21 873	26 990	19 015
10	34 260	29 794	20 501
11	35 752	33 272	23 472
12	38 221	36 698	25 015
13	40 510	40 418	26 773
14	45 095	42 620	31 780
15	48 724	45 275	35 299
16	51 348	47 556	37 598
17	53 680	50 411	40 323
18	56 859	51 608	41 800
19	59 675	52 875	43 659
20	63 484	54 371	45 787
21	68 324	55 500	47 668
22	70 538	57 085	50 349
23	75 389	59 090	54 263
24	78 455	61 664	57 924
25	82 740	63 759	60 726
26	105 910	66 714	64 044
27	110 621	69 915	67 551
28	124 284	98 313	69 977
29	130 819	100 564	73 071
30	134 592	102 077	75 848
31	139 984	104 200	80 304
32	145 300	106 057	82 457
33	151 852	108 809	85 736
34	156 738	112 913	90 462
35	161 769	129 473	93 945
36	167 755	132 391	97 542
37	176 730	135 630	101 857
38	181 449	137 957	105 275
39	187 620	145 312	
40	191 587	148 712	
41	195 873	151 974	
42	201 712	155 693	
43	208 760	158 603	
44	213 655	161 105	
45	218 091	163 021	
46	222 101	166 707	
47	227 289	168 804	
48	232 238	170 591	
49	236 371	172 691	
50	239 055	174 601	
51	241 745	180 508	
52	244 884	183 234	
53	248 020	185 187	

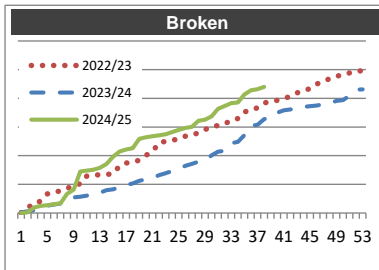
Total milled & semi-milled			
week	2022/23	2023/24	2024/25
1	6 397	2 827	1
2	28 513	23 948	11 378
3	44 308	38 422	37 973
4	57 696	54 940	60 066
5	74 346	73 268	83 928
6	87 560	93 065	100 959
7	117 507	112 622	116 313
8	131 540	129 130	139 567
9	141 501	154 259	154 927
10	164 961	168 491	170 058
11	177 963	186 697	191 624
12	192 781	202 166	209 625
13	205 517	222 495	229 296
14	235 661	242 191	257 077
15	251 759	255 497	277 760
16	265 036	275 090	292 855
17	277 807	294 484	311 552
18	289 141	304 940	322 214
19	303 274	313 290	337 247
20	322 003	325 143	352 304
21	341 496	337 769	369 585
22	355 157	351 976	388 467
23	373 307	368 019	409 253
24	386 765	383 854	432 210
25	408 313	395 696	453 739
26	443 884	410 847	472 850
27	461 630	425 774	492 891
28	492 020	469 557	520 233
29	511 647	481 619	543 424
30	535 733	498 142	579 202
31	557 871	518 567	603 671
32	579 046	537 238	622 161
33	603 636	556 956	650 797
34	626 670	578 169	675 092
35	650 610	624 066	698 150
36	671 141	648 445	722 131
37	703 616	671 810	750 762
38	726 852	695 099	773 451
39	749 974	717 478	
40	767 251	734 182	
41	785 890	753 285	
42	806 009	773 887	
43	831 959	791 386	
44	853 040	807 972	
45	873 710	820 078	
46	892 171	839 053	
47	913 651	866 491	
48	935 351	891 466	
49	953 072	909 977	
50	974 479	926 610	
51	991 112	944 208	
52	1 008 662	967 067	
53	1 020 482	985 117	



Week 1 to 38 from 01/09/2024 to 18/05/2025

(tonnes milled equivalent)

Broken			
week	2022/23	2023/24	2024/25
1	900	2 075	100
2	23 000	6 115	2 372
3	24 570	10 009	19 590
4	43 610	22 973	24 690
5	66 883	26 004	27 349
6	73 234	29 270	31 023
7	76 320	33 332	33 631
8	85 151	35 409	67 035
9	97 653	54 266	81 540
10	101 640	56 814	145 147
11	129 284	60 283	147 806
12	131 986	66 261	150 778
13	133 646	70 678	157 995
14	134 370	79 270	170 838
15	137 656	82 953	196 647
16	164 360	90 002	214 920
17	174 190	98 063	221 288
18	176 574	103 178	226 057
19	184 485	112 507	258 525
20	200 701	117 498	264 373
21	213 834	123 007	267 715
22	245 856	131 607	270 559
23	249 545	139 094	274 769
24	253 379	146 170	282 253
25	258 790	154 366	289 998
26	267 771	164 259	296 437
27	272 442	171 638	300 236
28	279 009	179 311	321 474
29	290 643	181 779	325 359
30	301 640	201 374	337 097
31	304 830	213 765	363 253
32	310 401	216 631	373 541
33	324 810	243 226	383 071
34	329 375	247 850	385 718
35	352 793	271 858	413 467
36	357 319	305 399	427 825
37	367 024	307 053	431 629
38	384 243	327 879	439 986
39	388 388	329 817	
40	393 488	349 722	
41	398 721	358 100	
42	407 189	361 262	
43	419 138	364 578	
44	426 295	370 283	
45	434 365	372 948	
46	450 195	375 229	
47	457 757	379 517	
48	469 094	383 336	
49	477 546	390 681	
50	481 516	393 660	
51	489 047	409 365	
52	492 951	430 104	
53	496 896	431 174	



Exports

Situation at 18/05/2025

Marketing year 2024/25

Week 1 to 38 from 01/09/2024 to 18/05/2025

Summary

Export (tonnes milled equivalent)	Paddy			Husked			Milled & semi-milled			Total			Broken
	Indica	Japonica	Total	Indica	Japonica	Total	Indica	Japonica	Total	Indica	Japonica	Total	Total
BE	1	4	4	902	9	911	15 536	737	16 272	16 438	749	17 188	27
BG		3 030	3 031	6	12	18	208	4 349	4 557	214	7 391	7 605	52
CZ							1 591	544	2 136	1 592	545	2 136	
DK	3	1	4	42	34	75	351	206	557	395	242	637	1
DE	4	5	8	53	33	85	1 438	1 307	2 745	1 495	1 344	2 839	50
EE							2		2	2		2	
IE				1		1	90	64	154	92	64	156	
EL		8 318	8 318	220	11 809	12 029	1 027	14 143	15 171	1 247	34 270	35 517	764
ES	25	123	148	646	215	861	9 460	13 341	22 801	10 131	13 679	23 810	4 288
FR		33	33	42	41	83	530	278	808	572	352	924	21
HR				1	1	2	732	31	763	733	32	765	
IT	6	85	91	232	2 675	2 907	7 117	47 387	54 504	7 355	50 147	57 501	1 955
CY													
LV							16	3	19	16	3	19	
LT				88		88	5 617	31	5 648	5 704	31	5 736	
LU													
HU		14	14	16		16	148	16	164	164	30	194	
MT							32	9	41	32	9	41	
NL	41	2	43	515	69	585	10 839	882	11 721	11 396	953	12 349	771
AT				1	6	7	39	23	62	40	29	69	
PL		3	3	143	2	146	1 497	262	1 759	1 640	267	1 908	1
PT		5	5	7	21	28	1 003	10 894	11 897	1 011	10 920	11 930	823
RO				21	9	30	173	1 258	1 431	194	1 268	1 462	
SI				2	5	7	192	421	614	194	427	621	1
SK							3	11	14	3	11	14	
FI							1		1	1		1	
SE				24	1	25	189	61	250	214	62	276	5
EU	80	11 623	11 703	2 963	14 944	17 907	57 833	96 258	154 091	60 876	122 824	183 700	8 758

Top 5 export destinations - (update of 18 May 2025)

Paddy-Indica				
Destination	MY 2024/25		MY 2023/24	
	tonnes	share	tonnes	share
United Kingdom	41	51.2%	39	22.5%
Morocco	25	31.6%	3	1.6%
Russia	6	6.9%	3	1.6%
Ukraine	4	4.7%	3	1.8%
Iceland	2	2.0%	1	0.7%

Paddy-Japonica				
Destination	MY 2024/25		MY 2023/24	
	tonnes	share	tonnes	share
Türkiye	7 373	63.4%	10 451	97.2%
Libya	3 959	34.1%	-----	-----
Morocco	99	0.9%	33	0.3%
Russia	78	0.7%	148	1.4%
United Kingdom	36	0.3%	46	0.4%

Total Paddy				
Destination	MY 2024/25		MY 2023/24	
	tonnes	share	tonnes	share
Türkiye	7 373	63.0%	10 451	95.7%
Libya	3 959	33.8%	-----	-----
Morocco	125	1.1%	36	0.3%
Russia	83	0.7%	151	1.4%
United Kingdom	77	0.7%	85	0.8%

2024/25				
destination	MY 2024/25		MY 2023/24	
	tonnes	share	tonnes	share
United Kingdom	2 034	68.7%	3 023	21.6%
Norway	289	9.8%	335	2.4%
India	94	3.2%	185	1.3%
Switzerland	86	2.9%	241	1.7%
Pakistan	69	2.3%	656	4.7%

Husked-Japonica				
destination	MY 2024/25		MY 2023/24	
	tonnes	share	tonnes	share
Türkiye	10 802	72.3%	3 895	41.3%
Switzerland	1 687	11.3%	2 545	27.0%
United Kingdom	1 640	11.0%	1 820	19.3%
Israel	362	2.4%	220	2.3%
United States of America	74	0.5%	84	0.9%

Total Husked				
Destination	MY 2024/25		MY 2023/24	
	tonnes	share	tonnes	share
Türkiye	10 802	60.3%	12 914	55.1%
United Kingdom	3 675	20.5%	4 843	20.7%
Switzerland	1 773	9.9%	2 785	11.9%
Israel	362	2.0%	220	0.9%
Norway	301	1.7%	359	1.5%

Milled & semi-milled-Indica				
Destination	MY 2024/25		MY 2023/24	
	tonnes	share	tonnes	share
United Kingdom	31 177	53.9%	35 966	50.9%
Switzerland	6 638	11.5%	8 894	12.6%
Belarus	5 476	9.5%	5 055	7.2%
Norway	3 979	6.9%	4 085	5.8%
Australia	1 425	2.5%	1 362	1.9%

Milled & semi-milled-Japonica				
Destination	MY 2024/25		MY 2023/24	
	tonnes	share	tonnes	share
United Kingdom	30 015	31.2%	40 557	31.2%
Türkiye	14 643	15.2%	12 194	9.4%
Jordan	10 482	10.9%	11 625	8.9%
Switzerland	5 359	5.6%	5 909	4.5%
United States of America	4 155	4.3%	7 261	5.6%

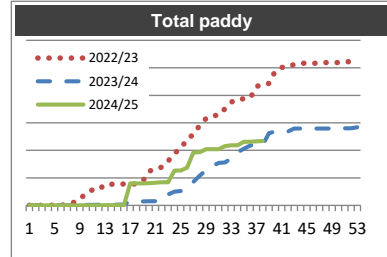
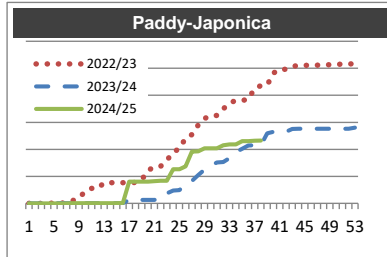
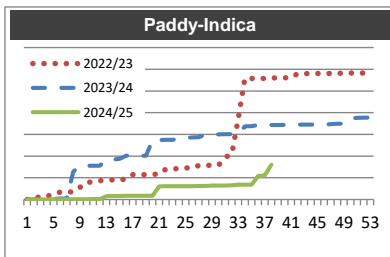
Total Milled & semi-milled				
Destination	MY 2024/25		MY 2023/24	
	tonnes	share	tonnes	share
United Kingdom	61 192	39.7%	76 523	38.1%
Türkiye	14 710	9.5%	12 311	6.1%
Switzerland	11 997	7.8%	14 802	7.4%
Jordan	10 484	6.8%	11 625	5.8%
Norway	6 779	4.4%	7 139	3.6%

Broken-				
Destination	MY 2024/25		MY 2023/24	
	tonnes	share	tonnes	share
United Kingdom	6 553	74.8%	3 770	54.2%
Serbia	1 349	15.4%	1 849	26.6%
Switzerland	244	2.8%	94	1.3%
Countries and territories	224	2.6%	120	1.7%
Norway	78	0.9%	50	0.7%

Week 1 to 38 from 01/09/2024 to 18/05/2025

(tonnes milled equivalent)

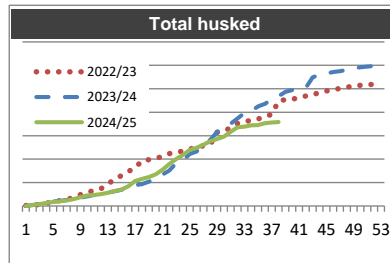
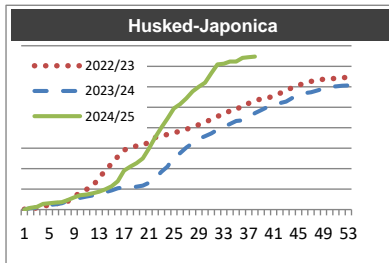
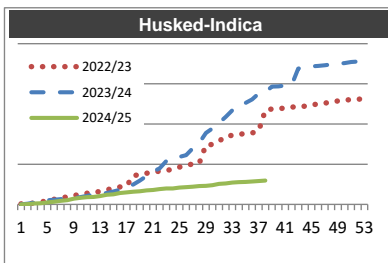
Paddy-Indica				Paddy-Japonica				Total paddy			
week	2022/23	2023/24	2024/25	week	2022/23	2023/24	2024/25	week	2022/23	2023/24	2024/25
1	0	0	0	1	1	0	0	1	1	0	0
2	1	0	0	2	10	2	1	2	11	3	1
3	8	0	0	3	11	4	3	3	19	5	4
4	8	0	0	4	12	8	7	4	20	8	8
5	11	1	1	5	34	12	8	5	45	13	8
6	17	2	1	6	46	13	9	6	63	15	9
7	17	2	1	7	101	15	11	7	119	17	11
8	17	64	1	8	502	16	12	8	519	80	12
9	28	78	1	9	1 064	17	13	9	1 092	95	14
10	40	78	1	10	2 206	20	14	10	2 246	97	15
11	40	78	1	11	2 762	21	15	11	2 802	99	16
12	43	78	1	12	2 764	37	16	12	2 807	115	17
13	45	92	8	13	3 809	39	31	13	3 854	131	39
14	45	92	8	14	3 813	43	48	14	3 858	135	56
15	45	94	8	15	3 817	43	51	15	3 862	137	59
16	47	101	9	16	3 828	46	52	16	3 876	146	61
17	57	101	9	17	3 830	624	4 013	17	3 887	725	4 021
18	57	101	9	18	3 840	624	4 013	18	3 898	725	4 022
19	57	101	9	19	4 369	624	4 014	19	4 427	725	4 022
20	58	137	9	20	6 102	625	4 015	20	6 160	762	4 024
21	59	137	30	21	6 725	633	4 095	21	6 783	770	4 125
22	70	138	30	22	6 851	803	4 171	22	6 921	940	4 201
23	70	138	31	23	7 958	1 836	4 173	23	8 028	1 974	4 203
24	72	139	31	24	9 469	2 372	6 298	24	9 541	2 511	6 328
25	73	142	31	25	10 145	2 462	6 299	25	10 218	2 604	6 330
26	73	143	31	26	12 083	3 667	6 832	26	12 156	3 810	6 863
27	79	143	31	27	12 730	4 136	9 569	27	12 809	4 279	9 600
28	79	149	31	28	14 478	5 239	9 618	28	14 557	5 388	9 650
29	79	150	32	29	15 702	6 246	10 175	29	15 781	6 396	10 207
30	79	150	32	30	16 248	6 995	10 177	30	16 327	7 145	10 209
31	97	150	32	31	16 258	7 564	10 178	31	16 356	7 714	10 211
32	105	151	33	32	17 476	7 667	10 740	32	17 580	7 817	10 773
33	187	151	34	33	18 567	8 392	10 891	33	18 754	8 542	10 925
34	279	169	34	34	19 067	9 485	10 891	34	19 345	9 654	10 926
35	279	169	34	35	19 068	10 110	11 518	35	19 347	10 278	11 552
36	279	172	54	36	19 248	10 715	11 518	36	19 527	10 887	11 572
37	279	172	55	37	21 268	10 744	11 592	37	21 547	10 916	11 647
38	280	172	80	38	21 781	10 747	11 623	38	22 061	10 918	11 703
39	280	172		39	21 892	12 958		39	22 172	13 129	
40	280	172		40	24 133	13 238		40	24 413	13 410	
41	281	172		41	24 802	13 242		41	25 083	13 414	
42	290	173		42	24 804	13 242		42	25 094	13 415	
43	290	173		43	25 345	13 791		43	25 635	13 964	
44	290	173		44	25 544	13 810		44	25 834	13 983	
45	290	173		45	25 550	13 810		45	25 840	13 983	
46	290	173		46	25 560	13 810		46	25 851	13 983	
47	291	173		47	25 562	13 810		47	25 852	13 984	
48	291	175		48	25 662	13 813		48	25 952	13 988	
49	291	175		49	25 663	13 814		49	25 953	13 989	
50	291	187		50	25 665	13 814		50	25 956	14 001	
51	291	188		51	25 810	13 819		51	26 101	14 007	
52	291	189		52	25 811	13 819		52	26 102	14 008	
53	291	189		53	25 812	14 013		53	26 103	14 201	



Week 1 to 38 from 01/09/2024 to 18/05/2025

(tonnes milled equivalent)

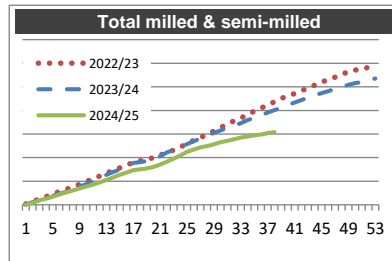
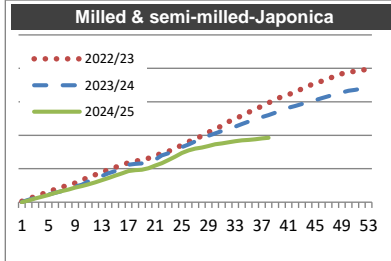
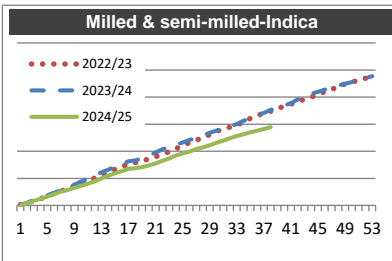
Husked-Indica				Husked-Japonica				Total husked			
week	2022/23	2023/24	2024/25	week	2022/23	2023/24	2024/25	week	2022/23	2023/24	2024/25
1	63	3	0	1	37	9	0	1	100	13	0
2	94	97	38	2	101	132	182	2	195	229	220
3	169	212	121	3	145	197	259	3	314	409	380
4	286	257	149	4	321	382	547	4	607	639	696
5	504	519	239	5	455	444	610	5	959	963	849
6	615	572	317	6	548	506	684	6	1 163	1 077	1 001
7	816	664	448	7	660	628	735	7	1 476	1 292	1 183
8	918	717	525	8	815	854	934	8	1 733	1 571	1 459
9	1 121	813	709	9	1 324	982	1 198	9	2 445	1 795	1 907
10	1 225	910	819	10	1 617	1 148	1 415	10	2 842	2 058	2 234
11	1 389	1 049	885	11	1 982	1 280	1 462	11	3 371	2 329	2 346
12	1 440	1 262	933	12	2 274	1 379	1 604	12	3 714	2 641	2 537
13	1 641	1 370	1 042	13	3 172	1 509	1 757	13	4 813	2 878	2 798
14	1 823	1 426	1 191	14	3 734	1 705	1 975	14	5 557	3 131	3 166
15	2 002	1 596	1 240	15	4 523	1 878	2 270	15	6 525	3 475	3 510
16	2 180	1 825	1 419	16	5 167	2 092	2 777	16	7 347	3 917	4 196
17	2 287	2 281	1 505	17	5 814	2 176	3 801	17	8 101	4 457	5 306
18	3 614	2 479	1 582	18	6 091	2 202	4 187	18	9 705	4 681	5 769
19	3 659	2 970	1 622	19	6 217	2 231	4 523	19	9 877	5 201	6 145
20	3 870	3 523	1 741	20	6 259	2 344	4 997	20	10 128	5 867	6 738
21	3 968	4 081	1 783	21	6 606	2 619	5 959	21	10 574	6 700	7 741
22	4 144	4 484	1 890	22	7 040	3 074	7 055	22	11 184	7 558	8 945
23	4 238	5 401	1 968	23	7 150	3 706	8 031	23	11 388	9 107	9 999
24	4 373	5 538	1 990	24	7 364	4 221	8 913	24	11 737	9 759	10 903
25	4 640	5 914	2 079	25	7 519	5 178	9 881	25	12 160	11 092	11 960
26	4 867	6 129	2 153	26	7 636	5 512	10 285	26	12 503	11 641	12 437
27	5 004	6 957	2 206	27	7 856	6 060	10 859	27	12 860	13 017	13 064
28	5 101	7 656	2 282	28	8 042	6 485	11 550	28	13 143	14 140	13 832
29	7 396	8 890	2 306	29	8 303	6 919	11 997	29	15 699	15 808	14 304
30	7 451	9 448	2 383	30	8 534	7 164	12 405	30	15 985	16 613	14 788
31	7 860	10 130	2 544	31	8 817	7 446	13 334	31	16 676	17 576	15 878
32	8 490	10 895	2 601	32	9 116	7 798	14 173	32	17 606	18 692	16 774
33	8 585	11 713	2 703	33	9 267	8 072	14 241	33	17 852	19 785	16 945
34	8 698	11 919	2 765	34	9 646	8 352	14 450	34	18 345	20 271	17 215
35	8 829	12 614	2 804	35	9 720	8 651	14 452	35	18 549	21 265	17 257
36	8 888	13 072	2 862	36	10 223	8 728	14 814	36	19 111	21 801	17 675
37	9 145	13 804	2 906	37	10 385	8 982	14 884	37	19 530	22 786	17 790
38	11 731	13 991	2 963	38	10 660	9 425	14 944	38	22 391	23 416	17 907
39	11 864	14 655		39	10 799	9 715		39	22 663	24 370	
40	11 907	14 685		40	10 882	10 020		40	22 789	24 705	
41	12 012	14 790		41	11 095	10 213		41	23 107	25 003	
42	12 108	14 884		42	11 344	10 391		42	23 453	25 276	
43	12 150	16 908		43	11 602	10 551		43	23 752	27 459	
44	12 228	17 011		44	11 922	10 903		44	24 150	27 915	
45	12 371	17 164		45	12 186	11 099		45	24 556	28 263	
46	12 490	17 225		46	12 296	11 365		46	24 786	28 590	
47	12 594	17 309		47	12 522	11 471		47	25 116	28 780	
48	12 743	17 429		48	12 606	11 638		48	25 349	29 066	
49	12 863	17 500		49	12 739	11 826		49	25 602	29 326	
50	12 970	17 582		50	12 793	12 030		50	25 764	29 612	
51	13 036	17 718		51	12 808	12 040		51	25 845	29 758	
52	13 077	17 770		52	12 889	12 106		52	25 966	29 875	
53	13 129	17 820		53	12 909	12 121		53	26 038	29 941	



Week 1 to 38 from 01/09/2024 to 18/05/2025

(tonnes milled equivalent)

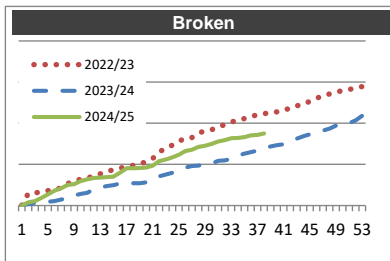
Milled & semi-milled-Indica				Milled & semi-milled-Japonica				Total milled & semi-milled			
week	2022/23	2023/24	2024/25	week	2022/23	2023/24	2024/25	week	2022/23	2023/24	2024/25
1	536	340	13	1	1 322	283	0	1	1 858	623	13
2	1 972	1 853	1 661	2	4 935	3 570	2 616	2	6 906	5 423	4 277
3	3 390	3 708	3 395	3	8 804	6 209	5 717	3	12 194	9 917	9 112
4	4 936	5 579	4 993	4	12 014	8 577	8 200	4	16 950	14 157	13 194
5	6 970	7 579	6 635	5	15 647	11 390	10 751	5	22 617	18 969	17 386
6	8 826	9 260	8 402	6	19 303	13 959	13 994	6	28 129	23 219	22 396
7	10 649	11 256	10 084	7	22 409	16 702	16 461	7	33 058	27 958	26 544
8	12 369	13 236	11 394	8	25 683	19 985	19 046	8	38 052	33 221	30 440
9	14 460	15 402	13 023	9	28 809	23 414	21 765	9	43 269	38 817	34 788
10	16 105	17 688	14 532	10	32 922	26 101	24 164	10	49 027	43 789	38 696
11	18 168	19 979	16 069	11	37 505	31 189	26 765	11	55 673	51 168	42 834
12	20 299	22 391	17 785	12	40 872	34 929	29 680	12	61 172	57 320	47 464
13	22 443	24 489	19 929	13	44 312	39 133	32 811	13	66 755	63 622	52 739
14	24 763	26 419	22 042	14	48 821	43 298	36 086	14	73 584	69 717	58 128
15	26 692	28 590	23 735	15	52 006	46 407	39 814	15	78 698	74 997	63 549
16	28 792	30 586	25 435	16	55 858	50 778	43 069	16	84 650	81 364	68 504
17	30 408	32 606	26 955	17	59 068	55 850	46 428	17	89 476	88 456	73 383
18	31 652	33 258	27 410	18	61 389	57 279	47 960	18	93 041	90 537	75 371
19	32 814	34 701	28 347	19	62 729	58 040	48 660	19	95 543	92 740	77 007
20	34 341	36 862	29 486	20	65 773	60 193	50 936	20	100 114	97 055	80 423
21	36 010	39 112	30 959	21	69 311	63 611	54 563	21	105 321	102 723	85 522
22	37 732	41 416	32 944	22	73 342	69 904	58 409	22	111 074	111 320	91 353
23	39 776	42 990	34 729	23	76 228	73 378	63 184	23	116 003	116 368	97 913
24	41 966	45 037	36 846	24	80 185	76 225	68 037	24	122 151	121 662	104 883
25	44 125	46 429	38 489	25	85 717	82 208	73 460	25	129 842	128 636	111 949
26	46 264	48 298	39 749	26	90 372	86 378	77 459	26	136 636	134 676	117 208
27	48 046	49 902	41 575	27	94 687	90 672	80 042	27	142 734	140 574	121 617
28	50 458	51 833	42 940	28	98 830	94 412	81 769	28	149 288	146 245	124 710
29	52 298	53 727	44 566	29	104 340	99 155	83 911	29	156 638	152 882	128 478
30	54 887	55 292	46 349	30	109 211	102 670	86 539	30	164 098	157 962	132 888
31	56 301	56 949	47 884	31	114 218	106 557	87 816	31	170 519	163 505	135 700
32	57 790	58 396	49 730	32	120 309	109 307	89 395	32	178 099	167 702	139 125
33	59 380	60 182	51 326	33	124 035	112 844	91 033	33	183 415	173 025	142 359
34	61 715	62 549	52 609	34	129 705	116 708	92 338	34	191 420	179 257	144 947
35	64 240	64 313	54 021	35	134 292	120 339	93 196	35	198 532	184 651	147 217
36	66 175	66 543	55 150	36	138 652	123 198	94 039	36	204 827	189 741	149 189
37	68 252	68 393	56 411	37	143 855	127 194	95 273	37	212 106	195 587	151 684
38	69 609	70 594	57 833	38	148 525	130 121	96 258	38	218 134	200 714	154 091
39	71 612	72 101		39	153 821	133 569		39	225 432	205 670	
40	73 181	73 739		40	157 354	137 546		40	230 535	211 285	
41	74 924	75 617		41	160 937	141 081		41	235 862	216 698	
42	76 721	78 318		42	164 394	143 716		42	241 116	222 034	
43	78 513	80 448		43	169 673	146 652		43	248 187	227 100	
44	80 026	82 422		44	173 778	149 881		44	253 804	232 303	
45	82 086	83 965		45	178 276	152 684		45	260 362	236 649	
46	84 082	85 496		46	181 028	155 478		46	265 109	240 973	
47	85 647	87 150		47	184 449	158 590		47	270 096	245 740	
48	87 790	88 547		48	188 683	161 408		48	276 473	249 955	
49	89 754	89 886		49	191 993	164 077		49	281 746	253 963	
50	91 125	91 144		50	194 398	166 744		50	285 524	257 888	
51	92 439	92 414		51	195 662	167 922		51	288 101	260 336	
52	93 884	93 970		52	197 401	169 685		52	291 285	263 655	
53	95 107	95 469		53	198 563	172 162		53	293 671	267 631	



Week 1 to 38 from 01/09/2024 to 18/05/2025

(tonnes milled equivalent)

Broken			
week	2022/23	2023/24	2024/25
1	27	55	0
2	1 463	166	372
3	1 544	309	534
4	1 622	384	937
5	1 821	460	1 354
6	1 852	536	1 812
7	2 177	734	2 100
8	2 655	905	2 495
9	3 025	1 237	2 607
10	3 177	1 418	2 986
11	3 276	1 556	3 198
12	3 721	1 978	3 338
13	3 856	2 217	3 401
14	4 158	2 373	3 439
15	4 331	2 476	3 510
16	4 548	2 674	4 012
17	4 760	2 704	4 532
18	4 882	2 709	4 546
19	5 023	2 714	4 574
20	5 357	2 813	4 607
21	5 721	3 300	4 856
22	6 525	3 550	5 407
23	6 961	3 774	5 586
24	7 328	3 973	5 869
25	7 810	4 303	6 178
26	8 178	4 604	6 626
27	8 259	4 788	6 792
28	8 793	4 841	7 141
29	9 088	5 075	7 251
30	9 230	5 124	7 492
31	9 609	5 435	7 784
32	9 806	5 477	7 936
33	10 172	5 682	8 186
34	10 325	6 067	8 224
35	10 567	6 302	8 309
36	10 838	6 481	8 536
37	11 003	6 683	8 592
38	11 172	6 955	8 758
39	11 252	7 190	
40	11 373	7 349	
41	11 676	7 451	
42	11 754	7 817	
43	12 136	8 141	
44	12 282	8 429	
45	12 674	8 672	
46	13 024	8 862	
47	13 370	9 118	
48	13 544	9 346	
49	13 734	9 731	
50	13 997	9 990	
51	14 116	10 023	
52	14 263	10 343	
53	14 460	10 919	



Calendar of Marketing Year weeks

Week	2022/23		2023/24		2024/25	
	Start	End	Start	End	Start	End
1	01/09/2022	04/09/2022	01/09/2023	03/09/2023	01/09/2024	01/09/2024
2	05/09/2022	11/09/2022	04/09/2023	10/09/2023	02/09/2024	08/09/2024
3	12/09/2022	18/09/2022	11/09/2023	17/09/2023	09/09/2024	15/09/2024
4	19/09/2022	25/09/2022	18/09/2023	24/09/2023	16/09/2024	22/09/2024
5	26/09/2022	02/10/2022	25/09/2023	01/10/2023	23/09/2024	29/09/2024
6	03/10/2022	09/10/2022	02/10/2023	08/10/2023	30/09/2024	06/10/2024
7	10/10/2022	16/10/2022	09/10/2023	15/10/2023	07/10/2024	13/10/2024
8	17/10/2022	23/10/2022	16/10/2023	22/10/2023	14/10/2024	20/10/2024
9	24/10/2022	30/10/2022	23/10/2023	29/10/2023	21/10/2024	27/10/2024
10	31/10/2022	06/11/2022	30/10/2023	05/11/2023	28/10/2024	03/11/2024
11	07/11/2022	13/11/2022	06/11/2023	12/11/2023	04/11/2024	10/11/2024
12	14/11/2022	20/11/2022	13/11/2023	19/11/2023	11/11/2024	17/11/2024
13	21/11/2022	27/11/2022	20/11/2023	26/11/2023	18/11/2024	24/11/2024
14	28/11/2022	04/12/2022	27/11/2023	03/12/2023	25/11/2024	01/12/2024
15	05/12/2022	11/12/2022	04/12/2023	10/12/2023	02/12/2024	08/12/2024
16	12/12/2022	18/12/2022	11/12/2023	17/12/2023	09/12/2024	15/12/2024
17	19/12/2022	25/12/2022	18/12/2023	24/12/2023	16/12/2024	22/12/2024
18	26/12/2022	01/01/2023	25/12/2023	31/12/2023	23/12/2024	29/12/2024
19	02/01/2023	08/01/2023	01/01/2024	07/01/2024	30/12/2024	05/01/2025
20	09/01/2023	15/01/2023	08/01/2024	14/01/2024	06/01/2025	12/01/2025
21	16/01/2023	22/01/2023	15/01/2024	21/01/2024	13/01/2025	19/01/2025
22	23/01/2023	29/01/2023	22/01/2024	28/01/2024	20/01/2025	26/01/2025
23	30/01/2023	05/02/2023	29/01/2024	04/02/2024	27/01/2025	02/02/2025
24	06/02/2023	12/02/2023	05/02/2024	11/02/2024	03/02/2025	09/02/2025
25	13/02/2023	19/02/2023	12/02/2024	18/02/2024	10/02/2025	16/02/2025
26	20/02/2023	26/02/2023	19/02/2024	25/02/2024	17/02/2025	23/02/2025
27	27/02/2023	05/03/2023	26/02/2024	03/03/2024	24/02/2025	02/03/2025
28	06/03/2023	12/03/2023	04/03/2024	10/03/2024	03/03/2025	09/03/2025
29	13/03/2023	19/03/2023	11/03/2024	17/03/2024	10/03/2025	16/03/2025
30	20/03/2023	26/03/2023	18/03/2024	24/03/2024	17/03/2025	23/03/2025
31	27/03/2023	02/04/2023	25/03/2024	31/03/2024	24/03/2025	30/03/2025
32	03/04/2023	09/04/2023	01/04/2024	07/04/2024	31/03/2025	06/04/2025
33	10/04/2023	16/04/2023	08/04/2024	14/04/2024	07/04/2025	13/04/2025
34	17/04/2023	23/04/2023	15/04/2024	21/04/2024	14/04/2025	20/04/2025
35	24/04/2023	30/04/2023	22/04/2024	28/04/2024	21/04/2025	27/04/2025
36	01/05/2023	07/05/2023	29/04/2024	05/05/2024	28/04/2025	04/05/2025
37	08/05/2023	14/05/2023	06/05/2024	12/05/2024	05/05/2025	11/05/2025
38	15/05/2023	21/05/2023	13/05/2024	19/05/2024	12/05/2025	18/05/2025
39	22/05/2023	28/05/2023	20/05/2024	26/05/2024	19/05/2025	25/05/2025
40	29/05/2023	04/06/2023	27/05/2024	02/06/2024	26/05/2025	01/06/2025
41	05/06/2023	11/06/2023	03/06/2024	09/06/2024	02/06/2025	08/06/2025
42	12/06/2023	18/06/2023	10/06/2024	16/06/2024	09/06/2025	15/06/2025
43	19/06/2023	25/06/2023	17/06/2024	23/06/2024	16/06/2025	22/06/2025
44	26/06/2023	02/07/2023	24/06/2024	30/06/2024	23/06/2025	29/06/2025
45	03/07/2023	09/07/2023	01/07/2024	07/07/2024	30/06/2025	06/07/2025
46	10/07/2023	16/07/2023	08/07/2024	14/07/2024	07/07/2025	13/07/2025
47	17/07/2023	23/07/2023	15/07/2024	21/07/2024	14/07/2025	20/07/2025
48	24/07/2023	30/07/2023	22/07/2024	28/07/2024	21/07/2025	27/07/2025
49	31/07/2023	06/08/2023	29/07/2024	04/08/2024	28/07/2025	03/08/2025
50	07/08/2023	13/08/2023	05/08/2024	11/08/2024	04/08/2025	10/08/2025
51	14/08/2023	20/08/2023	12/08/2024	18/08/2024	11/08/2025	17/08/2025
52	21/08/2023	27/08/2023	19/08/2024	25/08/2024	18/08/2025	24/08/2025
53	28/08/2023	31/08/2023	26/08/2024	31/08/2024	25/08/2025	31/08/2025