

Export data for France are not complete since the beginning of calendar year 2024. Export data for Bulgaria and Ireland are not complete since the beginning of marketing year 2023/24. Export data for Greece are missing since January 2026. The Commission services are in contact with member states concerned working to resolve the issues.

Trade monitoring through customs surveillance data

Weekly Taxud data (imports and exports) are also available on Agri-food Data Portal on Europa webpage <https://agridata.ec.europa.eu/extensions/DataPortal/rice.html>

The TAXUD surveillance system ("customs surveillance") records and centralizes all trade data (import and exports) directly from the national customs authorities on a daily basis. For each transaction, the stored data contain the information available on the Single Administrative Document (SAD), including the volume and origin of the consignment. As the surveillance system does not include intra-trade data, the UK data as EU partner can't be displayed before 1/01/2021. The data as of 1/01/2021 is therefore not comparable with the data until 31/12/2020.

According to Art.55(2) of Commission Implementing Regulation (EU) 2015/2447, the customs authorities shall provide the Commission at least once a week with data on customs declarations for the goods that have been made subject to surveillance at release for free circulation or at export.

The "customs surveillance" data provide actual and prompt information about the trade (import/export) transaction in terms of volume and origin or destination. The European Commission aims to improve data quality and provide as recent and accurate information as possible. However, Surveillance data are created on the basis of declarations that may be modified, corrected or deleted. Additionally, the legal basis (Regulation (EU) 2015/2447) allows that on specific occasions declaration data may be forwarded with a delay. Therefore, it cannot be guaranteed that information provided is free of errors or that it will not be amended. The European Commission accepts no responsibility with regard to such problems incurred as a result of using these data.

The United Kingdom is no longer a Member State of the European Union, however until the end of the transition period was still a part of the EU Customs Union. Due to the absence of intra-trade data in the surveillance system, the total of the EU trade data therefore also include the UK trade until 31/12/2020. The data as of 1/01/2021 is therefore not comparable with the data until 31/12/2020.

Publication of data

This report is published on a weekly basis. **In case of a technical issue or another constraint causing delay of the publication, please note that the next upload will be done in the coming days at 12h or 16h.**

The data are expressed in quantity of the product itself, unless otherwise stated
Below the specifications of the products included in the report

Product Type	CN code	Conversion factor milled equivalent
Paddy	Indica 1006 10 79 (until 31/12/2016: 1006 10 27; 1006 10 98)	0.552
	1006 10 50 (until 31/12/2016: 1006 10 23; 1006 1094) ; Japonica 1006 10 71 (until 31/12/2016: 1006 1025; 1006 1096)	0.552
	1006 10 30 (until 31/12/2016: 1006 10 21; 1006 10 92)	0.62
Husked	Indica 1006 20 17; 1006 20 98	0.69
	Japonica 1006 20 13; 1006 20 15; 1006 20 94; 1006 20 96	0.69
	1006 20 11; 1006 20 92	0.775
Milled & semi-milled	Indica 1006 30 27; 1006 30 48	0.93284
	1006 30 67; 1006 30 98	1
	Japonica 1006 30 23; 1006 30 25; 1006 30 44; 1006 30 46	0.93284
	1006 30 21; 1006 30 42	0.93897
	1006 30 61; 1006 30 63; 1006 30 65; 1006 30 92; 1006 30 94; 1006 30 96	1

Changes in the report

as of 09/07/2018:

- the weekly reference period is from Monday to Sunday (compared to Wednesday to Tuesday previously)
- calendar of marketing year weeks is added

Imports
Cumul of week 1 to 44

		EU		EU		EU	
		01/09/2025 - 05/07/2026		01/09/2024 - 29/06/2025		01/09/2023 - 30/06/2024	
		Export	Import	Export	Import	Export	Import
<i>(tonnes milled equivalent)</i>							
Paddy	Indica	122	11 598	81	7 615	173	3
	Japonica	6 624	13	13 692	36	13 810	410
	Total paddy	6 746	11 611	13 773	7 651	13 982	413
Husked	Indica	10 304	360 059	3 596	382 280	17 011	294 641
	Japonica	12 877	49 968	17 688	26 376	10 904	21 956
	Total husked	23 181	410 027	21 284	408 657	27 915	316 597
Milled & semi-milled	Indica	66 522	759 680	71 159	793 298	82 416	646 854
	Japonica	137 188	152 446	138 839	135 220	149 885	161 112
	Total milled	203 709	912 126	209 998	928 518	232 301	807 967
General Total		233 636	1 333 764	245 055	1 344 825	274 199	1 124 977
Broken	Total broken	11 924	306 107	13 238	522 751	8 429	370 240

Imports

Week 1 to 44 from 01/09/2024 to 05/07/2026

Summary

Import (tonnes milled equivalent)	Paddy			Husked			Milled & semi-milled			Total			Broken
	Indica	Japonica	Total	Indica	Japonica	Total	Indica	Japonica	Total	Indica	Japonica	Total	Total
BE				44 635	14	44 648	30 910	9 711	40 621	75 544	9 725	85 269	188 839
BG				154	21 436	21 590	7 754	4 529	12 283	7 908	25 965	33 873	253
CZ				17	5	22	35 514	2 746	38 260	35 531	2 750	38 282	1 012
DK				3 417	31	3 448	8 185	1 895	10 080	11 602	1 926	13 528	26
DE		5	5	1 012	189	1 201	52 022	18 017	70 039	53 033	18 211	71 244	749
EE							536	434	970	536	434	970	
IE				89	661	750	5 904	5 293	11 197	5 993	5 955	11 948	191
EL				2 270		2 270	9 868	1 609	11 477	12 139	1 609	13 747	
ES	552		552	78 406	19 760	98 166	45 797	32 309	78 105	124 755	52 068	176 823	35 597
FR	4 566		4 566	18 410	527	18 937	138 680	12 506	151 186	161 655	13 033	174 689	16 975
HR					8	8	4 342	463	4 804	4 342	471	4 813	
IT	6 476		6 476	55 547	1 730	57 278	102 503	11 474	113 978	164 527	13 204	177 731	15 839
CY		1	1	8		8	4 059	923	4 982	4 067	924	4 992	52
LV				14		14	1 772	495	2 267	1 786	495	2 281	
LT				395		395	18 565	914	19 480	18 961	914	19 875	4 575
LU													
HU					7	7	8 216	193	8 409	8 216	200	8 416	192
MT				8		8	2 916	646	3 562	2 924	646	3 571	190
NL		7	7	72 366	2 427	74 792	143 615	14 370	157 985	215 981	16 804	232 785	27 363
AT				18	152	169	2 936	2 816	5 752	2 954	2 968	5 922	355
PL				13 753	888	14 642	62 413	11 429	73 842	76 167	12 317	88 484	8 699
PT	5		5	67 820	2 085	69 905	22 763	2 803	25 566	90 588	4 887	95 475	4 357
RO				1 653	2	1 655	1 971	3 609	5 580	3 624	3 610	7 235	2
SI				48		48	19 021	3 302	22 323	19 069	3 302	22 371	150
SK							130	477	608	130	477	608	
FI				17	2	20	5 138	1 265	6 403	5 156	1 267	6 423	245
SE				1	44	45	24 148	8 218	32 366	24 149	8 262	32 411	446
EU	11 598	13	11 611	360 059	49 968	410 027	759 680	152 446	912 126	1 131 337	202 427	1 333 764	306 107

Top 5 import origins - (update of 05 Jul 2026)

Paddy-Indica				
Origin	MY 2025/26		MY 2024/25	
	tonnes	share	tonnes	share
Guyana	11 041	95.2%	7 437	97.7%
Argentina	552	4.8%	0	0.0%
China	5	0.0%	4	0.0%

Husked-Indica				
Origin	MY 2025/26		MY 2024/25	
	tonnes	share	tonnes	share
India	120 888	33.6%	98 549	25.8%
Pakistan	79 312	22.0%	94 206	24.6%
Uruguay	68 546	19.0%	86 865	22.7%
Argentina	40 300	11.2%	47 731	12.5%
Guyana	34 915	9.7%	41 278	10.8%

Milled & semi-milled-Indica				
Origin	MY 2025/26		MY 2024/25	
	tonnes	share	tonnes	share
Cambodia	204 756	27.0%	222 817	28.1%
Myanmar	159 326	21.0%	170 940	21.5%
India	137 477	18.1%	106 957	13.5%
Thailand	134 500	17.7%	150 512	19.0%
Pakistan	82 378	10.8%	96 968	12.2%

Broken-				
Origin	MY 2025/26		MY 2024/25	
	tonnes	share	tonnes	share
Myanmar	194 646	63.6%	399 047	76.3%
Uruguay	25 154	8.2%	13 351	2.6%
Cambodia	18 164	5.9%	21 420	4.1%
Guyana	15 819	5.2%	15 368	2.9%
Thailand	15 298	5.0%	18 422	3.5%

Paddy-Japonica				
Origin	MY 2025/26		MY 2024/25	
	tonnes	share	tonnes	share
Bangladesh	4	28.4%	-----	-----
Japan	3	21.3%	3	9.8%
Peru	3	20.4%	5	14.2%
Iraq	2	12.2%	12	33.3%
Sri Lanka	1	8.4%	0	0.7%

Husked-Japonica				
Origin	MY 2025/26		MY 2024/25	
	tonnes	share	tonnes	share
Argentina	21 012	42.1%	15 485	58.7%
China	19 527	39.1%	3 676	13.9%
Cambodia	1 768	3.5%	1 412	5.4%
Vietnam	1 637	3.3%	402	1.5%
Egypt	1 520	3.0%	-----	-----

Milled & semi-milled-Japonica				
Origin	MY 2025/26		MY 2024/25	
	tonnes	share	tonnes	share
Myanmar	41 584	27.3%	25 667	19.0%
Vietnam	26 868	17.6%	18 923	14.0%
India	23 124	15.2%	15 710	11.6%
United States of America	17 567	11.5%	14 590	10.8%
Cambodia	12 433	8.2%	17 557	13.0%

Total Paddy				
Origin	MY 2025/26		MY 2024/25	
	tonnes	share	tonnes	share
Guyana	11 041	95.1%	7 437	97.2%
Argentina	552	4.8%	-----	-----
China	5	0.0%	4	0.0%
Bangladesh	4	0.0%	-----	-----
Japan	3	0.0%	3	0.0%

Total Husked				
Origin	MY 2025/26		MY 2024/25	
	tonnes	share	tonnes	share
India	122 176	29.8%	99 883	24.4%
Pakistan	79 458	19.4%	94 446	23.1%
Uruguay	68 618	16.7%	86 902	21.3%
Argentina	61 312	15.0%	63 216	15.5%
Guyana	34 949	8.5%	41 968	10.3%

Total Milled & semi-milled				
Origin	MY 2025/26		MY 2024/25	
	tonnes	share	tonnes	share
Cambodia	217 189	23.8%	240 373	25.9%
Myanmar	200 910	22.0%	196 607	21.2%
India	160 601	17.6%	122 667	13.2%
Thailand	140 837	15.4%	161 205	17.4%
Pakistan	87 408	9.6%	103 303	11.1%

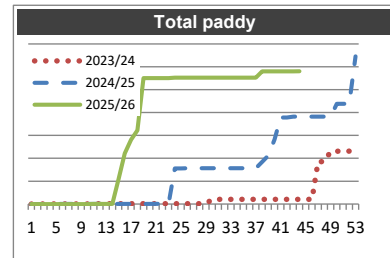
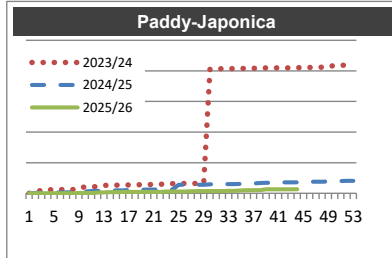
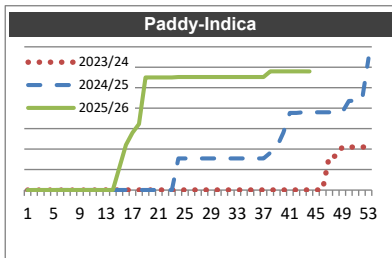
Week 1 to 44 from 01/09/2024 to 05/07/2026

(tonnes milled equivalent)

Paddy-Indica			
week	2023/24	2024/25	2025/26
1	0	0	0
2	0	0	1
3	0	0	1
4	0	1	1
5	0	1	1
6	0	1	1
7	0	1	1
8	0	1	1
9	0	1	1
10	0	1	1
11	0	1	3
12	0	1	3
13	1	1	3
14	1	3	3
15	1	3	2 211
16	1	3	4 419
17	2	3	5 616
18	2	6	6 447
19	2	6	11 012
20	2	7	11 012
21	2	7	11 015
22	2	8	11 015
23	2	9	11 015
24	2	3 094	11 044
25	2	3 094	11 044
26	2	3 096	11 044
27	3	3 096	11 044
28	3	3 096	11 044
29	3	3 098	11 044
30	3	3 099	11 044
31	3	3 100	11 044
32	3	3 100	11 044
33	3	3 102	11 044
34	3	3 102	11 044
35	3	3 103	11 044
36	3	3 103	11 044
37	3	3 103	11 044
38	3	3 656	11 596
39	3	4 209	11 596
40	3	5 612	11 596
41	3	7 537	11 596
42	3	7 537	11 596
43	3	7 615	11 596
44	3	7 615	11 598
45	3	7 615	
46	3	7 615	
47	3 301	7 615	
48	3 301	7 615	
49	4 207	7 616	
50	4 208	8 721	
51	4 208	8 722	
52	4 208	8 722	
53	4 208	12 874	

Paddy-Japonica			
week	2023/24	2024/25	2025/26
1	0	0	0
2	0	1	0
3	11	1	0
4	11	2	0
5	12	2	0
6	12	3	0
7	12	3	0
8	12	4	0
9	20	6	0
10	20	6	1
11	21	7	1
12	22	8	3
13	26	9	3
14	27	9	3
15	27	9	3
16	27	9	4
17	27	10	5
18	28	11	5
19	28	12	5
20	28	12	5
21	28	12	5
22	29	12	5
23	30	12	6
24	31	12	6
25	32	28	6
26	32	28	6
27	32	28	7
28	32	28	7
29	33	28	7
30	406	29	7
31	407	30	7
32	407	30	7
33	407	30	8
34	408	30	8
35	408	31	10
36	408	31	10
37	408	32	10
38	408	33	10
39	410	34	13
40	410	34	13
41	410	34	13
42	410	35	13
43	410	36	13
44	410	36	13
45	411	38	
46	411	38	
47	412	38	
48	412	38	
49	413	38	
50	419	39	
51	419	40	
52	419	41	
53	419	41	

Total paddy			
week	2023/24	2024/25	2025/26
1	0	0	0
2	0	1	1
3	11	1	1
4	11	3	1
5	12	3	1
6	12	4	1
7	12	4	1
8	12	5	1
9	20	7	1
10	20	7	1
11	21	8	4
12	22	9	6
13	27	10	6
14	27	12	6
15	27	12	2 214
16	28	12	4 423
17	29	13	5 620
18	29	17	6 452
19	29	18	11 017
20	30	19	11 017
21	30	19	11 019
22	31	20	11 019
23	32	21	11 021
24	33	3 107	11 050
25	33	3 122	11 050
26	33	3 124	11 050
27	35	3 124	11 051
28	35	3 124	11 051
29	36	3 126	11 051
30	409	3 128	11 051
31	410	3 129	11 051
32	410	3 130	11 051
33	410	3 132	11 052
34	411	3 132	11 052
35	411	3 134	11 053
36	411	3 134	11 054
37	411	3 135	11 054
38	411	3 690	11 606
39	413	4 243	11 608
40	413	5 646	11 609
41	413	7 571	11 609
42	413	7 572	11 609
43	413	7 651	11 609
44	413	7 651	11 611
45	414	7 653	
46	414	7 653	
47	3 712	7 653	
48	3 712	7 653	
49	4 619	7 654	
50	4 627	8 761	
51	4 627	8 762	
52	4 627	8 763	
53	4 627	12 915	



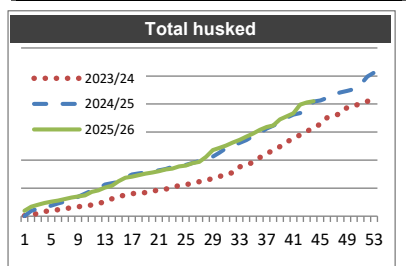
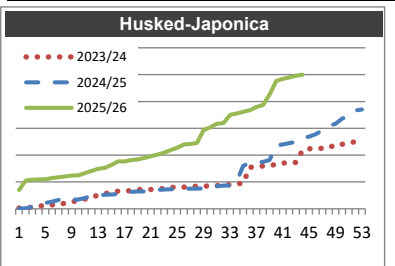
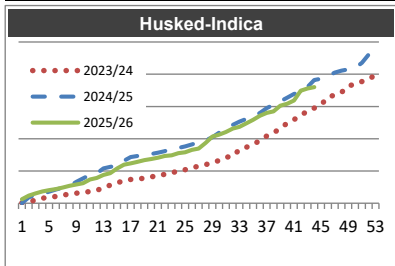
Week 1 to 44 from 01/09/2024 to 05/07/2026

(tonnes milled equivalent)

Husked-Indica			
week	2023/24	2024/25	2025/26
1	1 494	182	12 391
2	6 183	18 556	23 418
3	8 881	25 959	30 075
4	15 803	28 997	36 440
5	18 369	35 493	40 335
6	21 203	42 665	44 093
7	24 784	48 136	48 924
8	28 234	53 515	54 352
9	31 107	66 264	58 177
10	33 008	76 845	62 156
11	36 204	87 456	73 419
12	39 777	92 743	77 998
13	48 252	108 193	87 538
14	55 905	112 608	93 272
15	63 615	116 865	108 002
16	69 428	131 798	119 622
17	73 648	142 865	123 338
18	74 881	146 577	128 378
19	77 359	149 463	133 436
20	80 925	152 811	136 755
21	87 495	156 881	140 967
22	89 406	161 320	146 392
23	93 255	168 825	148 579
24	101 602	171 454	155 413
25	104 081	175 887	158 152
26	109 716	182 318	165 092
27	115 047	189 154	169 535
28	119 447	195 331	187 092
29	126 326	204 590	206 322
30	132 445	219 028	212 768
31	142 695	234 478	220 570
32	145 850	243 096	231 227
33	166 798	253 015	236 915
34	173 431	261 187	247 934
35	182 525	269 446	258 481
36	194 142	280 336	271 136
37	208 622	295 194	279 904
38	218 253	305 027	284 887
39	232 293	316 217	302 728
40	248 496	327 626	308 396
41	259 197	338 585	318 409
42	272 874	343 078	348 697
43	285 302	360 132	355 784
44	294 641	382 280	360 059
45	305 476	386 052	
46	328 990	394 346	
47	335 320	405 195	
48	343 822	410 828	
49	363 811	415 319	
50	369 477	419 593	
51	377 220	435 488	
52	384 701	461 198	
53	397 759	475 120	

Husked-Japonica			
week	2023/24	2024/25	2025/26
1	269	0	6 978
2	438	203	10 535
3	529	673	10 875
4	873	1 299	10 938
5	1 419	2 133	11 038
6	1 426	2 617	11 462
7	1 932	3 316	11 740
8	1 996	3 419	12 082
9	2 645	3 460	12 386
10	2 983	3 492	12 475
11	3 647	3 996	13 310
12	4 317	4 845	14 071
13	5 092	5 034	14 894
14	5 543	5 281	15 235
15	6 288	5 350	16 315
16	6 563	5 475	17 660
17	6 740	5 880	17 701
18	6 747	6 293	18 179
19	7 164	6 449	18 407
20	7 172	6 508	18 989
21	7 176	6 533	19 640
22	7 182	7 029	20 180
23	7 674	7 223	20 876
24	8 017	7 306	21 840
25	8 049	7 348	22 777
26	8 084	7 471	23 972
27	8 349	7 526	24 153
28	8 379	7 557	24 537
29	8 423	7 586	29 333
30	8 589	7 742	30 387
31	8 689	8 394	31 698
32	8 891	8 642	31 937
33	8 974	8 692	35 036
34	9 382	10 128	35 534
35	9 435	16 030	36 176
36	15 471	17 056	36 725
37	15 635	17 198	37 920
38	15 937	17 480	38 652
39	15 945	18 171	42 586
40	16 665	23 596	47 662
41	17 010	24 005	48 415
42	17 221	24 510	49 006
43	17 266	24 962	49 610
44	21 956	26 376	49 968
45	22 404	26 908	
46	22 489	27 813	
47	22 524	29 290	
48	22 669	30 876	
49	24 064	31 702	
50	24 085	33 600	
51	24 450	34 477	
52	25 021	36 602	
53	26 356	37 006	

Total husked			
week	2023/24	2024/25	2025/26
1	1 763	182	19 369
2	6 621	18 759	33 954
3	9 410	26 632	40 950
4	16 675	30 296	47 378
5	19 788	37 626	51 373
6	22 629	45 282	55 555
7	26 715	51 452	60 664
8	30 230	56 935	66 434
9	33 752	69 725	70 563
10	35 991	80 337	74 630
11	39 851	91 452	86 729
12	44 094	97 588	92 068
13	53 344	113 227	102 432
14	61 448	117 890	108 507
15	69 903	122 186	124 318
16	75 991	137 273	137 283
17	80 388	148 745	141 038
18	81 628	152 870	146 557
19	84 523	155 912	151 843
20	88 097	159 319	155 744
21	94 672	163 414	160 607
22	96 589	168 348	166 571
23	100 929	176 048	169 455
24	109 619	178 760	177 254
25	112 130	183 235	180 929
26	117 800	189 789	189 064
27	123 396	196 680	193 688
28	127 826	202 888	211 629
29	134 749	212 176	235 656
30	141 034	226 770	243 155
31	151 384	242 871	252 268
32	154 741	251 738	263 164
33	175 771	261 708	271 951
34	182 812	271 315	283 467
35	191 961	285 476	294 657
36	209 613	297 393	307 861
37	224 257	312 392	317 824
38	234 190	322 507	323 539
39	248 238	334 388	345 314
40	265 161	351 222	356 057
41	276 207	362 590	366 824
42	290 095	367 588	397 703
43	302 568	385 094	405 394
44	316 597	408 657	410 027
45	327 880	412 960	
46	351 479	422 159	
47	357 844	434 485	
48	366 490	441 704	
49	387 875	447 021	
50	393 562	453 193	
51	401 669	469 965	
52	409 723	497 800	
53	424 115	512 126	



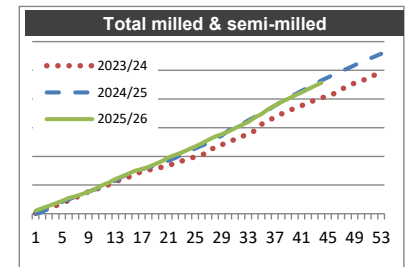
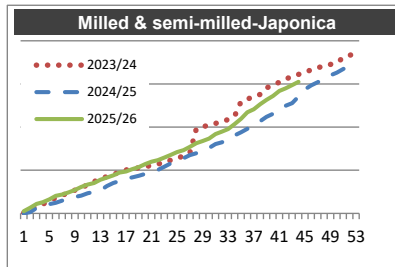
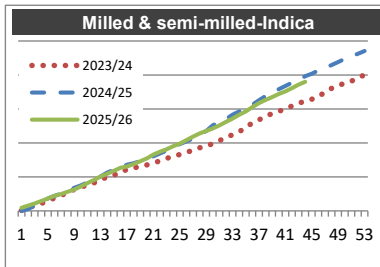
Week 1 to 44 from 01/09/2024 to 05/07/2026

(tonnes milled equivalent)

Milled & semi-milled-Indica			
week	2023/24	2024/25	2025/26
1	2 060	0	18 113
2	18 676	9 838	31 158
3	30 662	31 626	44 094
4	44 137	51 858	57 977
5	58 699	73 222	73 440
6	75 078	88 793	88 455
7	91 801	101 651	99 051
8	105 046	123 002	112 466
9	127 246	136 053	125 336
10	138 673	149 774	143 494
11	153 402	168 369	164 554
12	165 444	184 827	182 431
13	182 054	202 740	201 918
14	199 548	225 554	217 666
15	210 198	242 717	235 674
16	227 511	255 513	253 855
17	244 090	271 485	261 408
18	253 349	280 670	275 625
19	260 431	293 844	292 718
20	270 788	306 794	309 118
21	282 285	322 220	331 471
22	294 908	338 440	348 086
23	308 946	355 331	362 423
24	322 208	374 628	380 086
25	331 954	393 358	395 921
26	344 150	409 151	416 803
27	355 876	425 703	437 491
28	371 285	450 619	455 547
29	381 096	470 665	470 356
30	396 105	503 875	486 042
31	414 408	523 958	503 911
32	431 222	540 393	523 624
33	448 188	565 891	542 791
34	465 296	585 510	566 937
35	494 578	605 181	585 478
36	516 038	625 662	611 578
37	536 164	651 108	633 711
38	557 125	676 078	652 796
39	572 150	697 010	670 415
40	585 455	716 546	687 393
41	601 295	735 795	703 239
42	618 178	754 148	723 170
43	632 770	770 538	742 475
44	646 854	793 298	759 680
45	657 044	807 052	
46	672 333	826 279	
47	697 674	841 451	
48	720 862	857 872	
49	737 273	875 683	
50	751 996	894 322	
51	763 687	909 208	
52	783 821	924 894	
53	799 917	941 137	

Milled & semi-milled-Japonica			
week	2023/24	2024/25	2025/26
1	767	1	2 560
2	5 272	1 540	6 549
3	7 760	6 347	10 890
4	10 803	8 310	13 072
5	14 546	10 807	16 204
6	17 963	12 269	20 277
7	20 798	14 765	21 843
8	24 061	16 682	24 380
9	26 990	18 992	27 191
10	29 794	20 478	30 792
11	33 272	23 450	33 381
12	36 698	24 993	35 190
13	40 418	26 750	38 901
14	42 620	31 757	41 651
15	45 275	35 277	43 977
16	47 556	37 576	47 214
17	50 411	40 301	48 579
18	51 608	41 778	51 257
19	52 875	43 637	53 618
20	54 371	45 745	57 251
21	55 500	47 626	59 818
22	57 085	50 307	61 771
23	59 090	54 221	64 692
24	61 659	57 882	67 679
25	63 779	60 684	70 997
26	66 734	64 002	73 366
27	69 935	67 482	76 975
28	98 333	69 893	81 249
29	100 584	73 045	83 812
30	102 097	75 797	86 682
31	104 220	80 253	92 013
32	106 076	82 421	94 797
33	108 829	85 721	97 661
34	112 933	90 447	103 692
35	129 481	93 940	109 732
36	132 399	98 011	117 158
37	135 638	102 484	120 625
38	137 965	106 791	126 611
39	145 320	111 991	131 487
40	148 719	115 313	136 105
41	151 982	120 277	141 821
42	155 700	124 875	145 023
43	158 611	127 713	148 631
44	161 112	135 220	152 446
45	163 029	143 773	
46	166 715	148 551	
47	168 812	152 094	
48	170 599	156 281	
49	172 699	159 970	
50	174 609	163 165	
51	180 516	167 484	
52	183 243	170 188	
53	185 196	173 799	

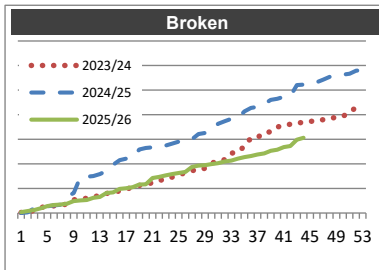
Total milled & semi-milled			
week	2023/24	2024/25	2025/26
1	2 827	1	20 672
2	23 948	11 378	37 707
3	38 422	37 973	54 984
4	54 940	60 168	71 049
5	73 245	84 029	89 644
6	93 041	101 062	108 731
7	112 599	116 416	120 894
8	129 107	139 685	136 846
9	154 236	155 045	152 527
10	168 467	170 253	174 286
11	186 674	191 818	197 935
12	202 142	209 819	217 621
13	222 471	229 491	240 819
14	242 168	257 311	259 317
15	255 473	277 994	279 650
16	275 067	293 088	301 069
17	294 501	311 786	309 987
18	304 957	322 448	326 882
19	313 307	337 481	346 336
20	325 160	352 539	366 368
21	337 786	369 846	391 288
22	351 993	388 747	409 857
23	368 035	409 552	427 115
24	383 867	432 510	447 766
25	395 733	454 042	466 917
26	410 884	473 153	490 170
27	425 811	493 185	514 466
28	469 618	520 512	536 796
29	481 680	543 710	554 168
30	498 202	579 672	572 725
31	518 628	604 211	595 924
32	537 299	622 814	618 421
33	557 017	651 612	640 451
34	578 229	675 957	670 629
35	624 059	699 121	695 210
36	648 438	723 673	728 736
37	671 802	753 592	754 336
38	695 090	782 869	779 407
39	717 470	809 001	801 902
40	734 174	831 859	823 499
41	753 277	856 073	845 060
42	773 879	879 023	868 193
43	791 380	898 251	891 107
44	807 967	928 518	912 126
45	820 072	950 825	
46	839 048	974 830	
47	866 486	993 545	
48	891 461	1 014 154	
49	909 972	1 035 653	
50	926 605	1 057 487	
51	944 203	1 076 692	
52	967 063	1 095 082	
53	985 113	1 114 935	



Week 1 to 44 from 01/09/2024 to 05/07/2026

(tonnes milled equivalent)

Broken			
week	2023/24	2024/25	2025/26
1	2 075	100	3 535
2	6 115	2 372	7 789
3	10 009	19 590	12 065
4	22 973	24 690	19 601
5	26 004	27 349	28 406
6	29 270	31 023	33 032
7	33 332	33 631	34 652
8	35 409	67 021	38 214
9	54 266	81 526	48 650
10	56 814	145 133	51 402
11	60 283	147 792	53 301
12	66 261	150 764	61 862
13	70 678	157 981	65 012
14	79 270	170 824	81 348
15	82 953	196 633	84 239
16	90 002	214 906	98 068
17	98 063	221 274	101 145
18	103 178	226 043	105 116
19	112 507	258 511	115 579
20	117 498	264 358	117 087
21	123 007	267 701	142 276
22	131 607	270 545	147 231
23	139 094	274 755	153 297
24	146 170	282 239	158 766
25	154 366	289 984	162 650
26	164 259	296 423	167 131
27	171 638	300 227	188 010
28	179 311	321 465	192 530
29	181 779	325 350	194 897
30	201 374	337 088	198 766
31	213 765	363 244	202 653
32	216 631	373 532	209 844
33	243 226	383 062	212 902
34	247 850	385 709	221 003
35	271 815	413 459	227 830
36	305 357	427 913	232 237
37	307 011	431 775	237 994
38	327 837	443 240	242 855
39	329 774	460 070	253 113
40	349 680	465 099	257 185
41	358 057	473 209	267 939
42	361 219	475 481	272 572
43	364 535	520 744	298 734
44	370 240	522 751	306 107
45	372 905	527 778	
46	375 187	532 109	
47	379 474	542 540	
48	383 294	554 313	
49	390 639	558 925	
50	393 618	563 271	
51	409 322	566 787	
52	430 061	578 686	
53	431 132	581 334	



Exports

Situation at 05/07/2026

Marketing year 2025/26

Week 1 to 44 from 01/09/2024 to 05/07/2026

Summary

Export (tonnes milled equivalent)	Paddy			Husked			Milled & semi-milled			Total			Broken
	Indica	Japonica	Total	Indica	Japonica	Total	Indica	Japonica	Total	Indica	Japonica	Total	Total
BE	1	5	6	1 075	6	1 081	18 635	1 252	19 887	19 711	1 263	20 974	196
BG	1	6 337	6 338	73	685	758	1 092	5 920	7 012	1 166	12 942	14 108	12
CZ				115		115	1 385	380	1 765	1 500	380	1 880	
DK	3	3	6	54	73	127	510	272	783	567	348	915	27
DE	4	1	5	111	50	161	1 414	1 522	2 936	1 529	1 573	3 102	10
EE													
IE							1	30	31	1	30	31	
EL				7 042	1 648	8 690	240	4 670	4 909	7 281	6 318	13 599	242
ES	42	65	107	457	89	547	9 156	15 357	24 512	9 655	15 511	25 166	2 319
FR		49	49	249	50	299	296	311	607	545	410	955	41
HR				2	1	3	772	38	810	774	39	814	
IT	33	155	188	402	10 144	10 547	13 993	84 311	98 304	14 429	94 610	109 038	5 498
CY								530	530		530	530	
LV							24	6	29	24	6	29	
LT				92	2	93	6 880	58	6 938	6 972	60	7 032	92
LU													
HU				26		26	32	23	55	58	23	82	
MT							25		26	25		26	
NL	38		38	347	89	436	5 161	1 650	6 811	5 546	1 739	7 285	2 639
AT				8	5	12	74	59	133	82	64	146	
PL				183	3	186	2 223	260	2 483	2 406	262	2 669	1
PT		7	7	34	8	42	3 982	17 462	21 443	4 016	17 477	21 493	822
RO				9	12	20	267	2 509	2 775	275	2 520	2 795	
SI				1	10	11	134	484	618	135	494	629	
SK							3	9	11	3	9	11	
FI							2		2	2		2	
SE	1	1	1	24	2	26	221	78	298	245	80	325	24
EU	122	6 624	6 746	10 304	12 877	23 181	66 522	137 188	203 709	76 948	156 688	233 636	11 924

Top 5 export destinations - (update of 05 Jul 2026)

Paddy-Indica				
Destination	MY 2025/26		MY 2024/25	
	tonnes	share	tonnes	share
Morocco	42	34.3%	25	31.3%
United Kingdom	38	31.0%	41	50.6%
Russia	32	26.1%	6	6.8%
Ukraine	4	3.4%	4	4.7%
Iceland	2	1.7%	2	2.3%

Paddy-Japonica				
Destination	MY 2025/26		MY 2024/25	
	tonnes	share	tonnes	share
Türkiye	6 274	94.7%	9 319	68.1%
Russia	134	2.0%	184	1.3%
United Kingdom	70	1.1%	39	0.3%
Israel	55	0.8%	-----	-----
Morocco	33	0.5%	99	0.7%

Total Paddy				
Destination	MY 2025/26		MY 2024/25	
	tonnes	share	tonnes	share
Türkiye	6 274	93.0%	9 319	67.7%
Russia	166	2.5%	190	1.4%
United Kingdom	108	1.6%	80	0.6%
Morocco	75	1.1%	125	0.9%
Israel	55	0.8%	-----	-----

2025/26				
destination	MY 2025/26		MY 2024/25	
	tonnes	share	tonnes	share
Türkiye	7 012	68.1%	-----	-----
United Kingdom	1 975	19.2%	2 452	68.2%
Norway	397	3.9%	342	9.5%
Switzerland	269	2.6%	142	4.0%
India	180	1.8%	77	2.2%

Husked-Japonica				
destination	MY 2025/26		MY 2024/25	
	tonnes	share	tonnes	share
Türkiye	6 485	50.4%	11 061	62.5%
Switzerland	3 731	29.0%	2 903	16.4%
United Kingdom	1 701	13.2%	2 246	12.7%
United States of America	294	2.3%	171	1.0%
Brazil	112	0.9%	78	0.4%

Total Husked				
Destination	MY 2025/26		MY 2024/25	
	tonnes	share	tonnes	share
Türkiye	13 497	58.2%	11 061	52.0%
Switzerland	4 000	17.3%	3 045	14.3%
United Kingdom	3 676	15.9%	4 698	22.1%
Norway	414	1.8%	355	1.7%
United States of America	374	1.6%	234	1.1%

Milled & semi-milled-Indica				
Destination	MY 2025/26		MY 2024/25	
	tonnes	share	tonnes	share
United Kingdom	28 610	43.0%	35 813	50.3%
Switzerland	14 118	21.2%	11 020	15.5%
Belarus	6 879	10.3%	6 295	8.8%
Norway	4 726	7.1%	4 896	6.9%
Serbia	2 100	3.2%	1 521	2.1%

Milled & semi-milled-Japonica				
Destination	MY 2025/26		MY 2024/25	
	tonnes	share	tonnes	share
United Kingdom	45 212	33.0%	48 552	35.0%
Türkiye	16 774	12.2%	19 938	14.4%
Jordan	11 910	8.7%	11 788	8.5%
Switzerland	7 044	5.1%	7 836	5.6%
United States of America	6 856	5.0%	6 632	4.8%

Total Milled & semi-milled				
Destination	MY 2025/26		MY 2024/25	
	tonnes	share	tonnes	share
United Kingdom	73 822	36.2%	84 365	40.2%
Switzerland	21 162	10.4%	18 856	9.0%
Türkiye	16 872	8.3%	20 023	9.5%
Jordan	11 911	5.8%	11 789	5.6%
Norway	8 484	4.2%	8 945	4.3%

Broken-				
Destination	MY 2025/26		MY 2024/25	
	tonnes	share	tonnes	share
United Kingdom	4 848	40.7%	8 207	62.0%
Switzerland	4 185	35.1%	747	5.6%
Serbia	2 312	19.4%	2 365	17.9%
Countries and territories	247	2.1%	267	2.0%
Norway	147	1.2%	1 332	10.1%

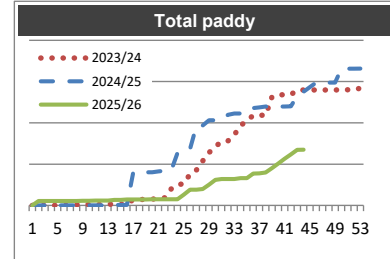
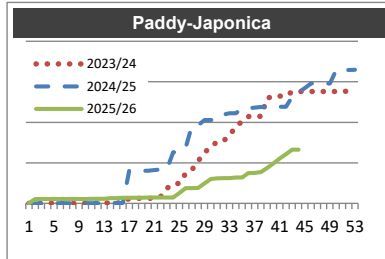
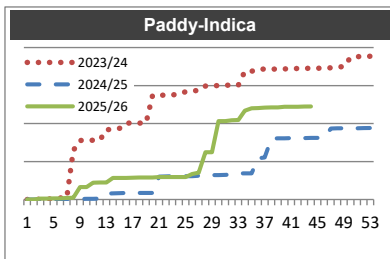
Week 1 to 44 from 01/09/2024 to 05/07/2026

(tonnes milled equivalent)

Paddy-Indica			
week	2023/24	2024/25	2025/26
1	0	0	0
2	0	0	0
3	0	0	1
4	0	0	1
5	1	1	2
6	2	1	2
7	2	1	2
8	64	1	2
9	78	1	16
10	78	1	16
11	78	1	22
12	78	1	22
13	92	8	22
14	92	8	28
15	94	8	29
16	101	9	29
17	101	9	29
18	101	9	29
19	101	9	29
20	137	9	29
21	137	30	29
22	138	30	29
23	138	31	29
24	139	31	30
25	142	31	30
26	143	31	33
27	143	31	35
28	149	31	62
29	150	32	62
30	150	32	103
31	150	32	103
32	151	33	104
33	151	34	105
34	169	35	117
35	169	35	120
36	172	54	120
37	172	55	121
38	172	80	121
39	172	80	121
40	172	81	122
41	172	81	122
42	173	81	122
43	173	81	122
44	173	81	122
45	173	81	
46	173	81	
47	173	93	
48	174	94	
49	175	94	
50	187	94	
51	188	94	
52	189	94	
53	189	94	

Paddy-Japonica			
week	2023/24	2024/25	2025/26
1	0	0	0
2	2	1	525
3	4	3	526
4	8	7	529
5	12	8	530
6	13	9	531
7	15	11	531
8	16	12	534
9	17	13	535
10	20	14	535
11	21	15	552
12	37	16	553
13	39	31	554
14	43	48	648
15	43	51	649
16	46	52	700
17	624	4 013	700
18	624	4 013	700
19	624	4 014	701
20	625	4 016	717
21	633	4 096	717
22	803	4 172	717
23	1 836	4 174	719
24	2 372	6 298	720
25	2 462	6 300	1 280
26	3 667	6 833	1 874
27	4 136	9 570	1 874
28	5 239	9 642	1 914
29	6 246	10 272	2 455
30	6 995	10 285	2 990
31	7 564	10 286	3 095
32	7 667	10 954	3 097
33	8 392	11 105	3 098
34	9 485	11 107	3 183
35	10 110	11 733	3 192
36	10 715	11 734	3 735
37	10 744	11 808	3 754
38	10 747	11 904	3 859
39	12 958	11 905	4 382
40	13 238	11 906	4 942
41	13 242	11 908	5 521
42	13 242	11 912	6 057
43	13 791	13 157	6 619
44	13 810	13 692	6 624
45	13 810	14 239	
46	13 810	14 788	
47	13 810	14 789	
48	13 813	14 789	
49	13 814	14 789	
50	13 814	16 461	
51	13 819	16 462	
52	13 819	16 463	
53	14 013	16 481	

Total paddy			
week	2023/24	2024/25	2025/26
1	0	0	0
2	3	1	526
3	5	4	528
4	8	8	530
5	13	8	532
6	15	9	532
7	17	11	533
8	80	12	536
9	95	14	551
10	97	15	552
11	99	16	574
12	115	17	575
13	131	39	576
14	135	56	676
15	137	60	677
16	146	61	728
17	725	4 022	729
18	725	4 022	729
19	725	4 023	730
20	762	4 024	746
21	770	4 126	746
22	940	4 202	747
23	1 974	4 204	749
24	2 511	6 329	750
25	2 604	6 331	1 310
26	3 810	6 863	1 907
27	4 279	9 601	1 909
28	5 388	9 674	1 976
29	6 396	10 304	2 518
30	7 145	10 317	3 093
31	7 714	10 319	3 198
32	7 817	10 987	3 202
33	8 542	11 139	3 202
34	9 654	11 141	3 300
35	10 278	11 768	3 312
36	10 887	11 788	3 856
37	10 916	11 863	3 875
38	10 918	11 984	3 980
39	13 129	11 985	4 504
40	13 410	11 987	5 064
41	13 414	11 988	5 643
42	13 415	11 992	6 179
43	13 964	13 238	6 742
44	13 982	13 773	6 746
45	13 983	14 320	
46	13 983	14 869	
47	13 984	14 882	
48	13 988	14 883	
49	13 989	14 883	
50	14 001	16 555	
51	14 007	16 556	
52	14 008	16 557	
53	14 201	16 575	



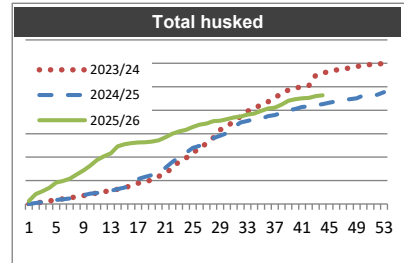
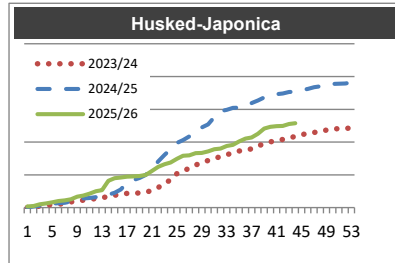
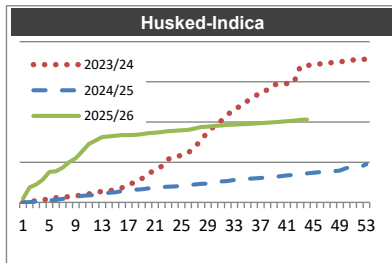
Week 1 to 44 from 01/09/2024 to 05/07/2026

(tonnes milled equivalent)

Husked-Indica			
week	2023/24	2024/25	2025/26
1	3	0	470
2	97	36	1 864
3	212	118	2 225
4	257	147	2 826
5	519	236	3 804
6	572	314	3 883
7	664	445	4 314
8	717	522	5 022
9	813	706	5 509
10	910	817	6 366
11	1 049	882	7 277
12	1 262	931	7 693
13	1 370	1 040	8 143
14	1 426	1 189	8 210
15	1 596	1 238	8 288
16	1 825	1 417	8 377
17	2 281	1 503	8 382
18	2 479	1 581	8 410
19	2 970	1 621	8 492
20	3 523	1 739	8 607
21	4 081	1 781	8 668
22	4 484	1 889	8 766
23	5 401	1 968	8 864
24	5 538	1 989	8 917
25	5 914	2 061	8 973
26	6 129	2 135	9 037
27	6 957	2 223	9 182
28	7 656	2 305	9 379
29	8 890	2 334	9 428
30	9 448	2 420	9 524
31	10 130	2 612	9 557
32	10 895	2 670	9 636
33	11 713	2 791	9 667
34	11 919	2 863	9 720
35	12 615	2 921	9 747
36	13 073	2 987	9 802
37	13 804	3 034	9 858
38	13 991	3 096	9 929
39	14 655	3 181	9 981
40	14 685	3 253	10 029
41	14 790	3 360	10 114
42	14 884	3 423	10 175
43	16 908	3 471	10 279
44	17 011	3 596	10 304
45	17 164	3 680	
46	17 225	3 769	
47	17 310	3 801	
48	17 429	3 869	
49	17 500	3 964	
50	17 582	4 295	
51	17 718	4 322	
52	17 770	4 352	
53	17 820	4 755	

Husked-Japonica			
week	2023/24	2024/25	2025/26
1	9	0	175
2	132	182	243
3	197	259	499
4	382	547	633
5	444	610	788
6	506	684	1 001
7	628	735	1 112
8	854	934	1 272
9	982	1 198	1 651
10	1 148	1 415	1 830
11	1 280	1 462	2 129
12	1 379	1 604	2 487
13	1 509	1 757	2 673
14	1 705	1 976	4 086
15	1 878	2 271	4 482
16	2 092	2 778	4 596
17	2 176	3 801	4 721
18	2 202	4 187	4 747
19	2 231	4 523	4 814
20	2 344	4 998	4 975
21	2 619	5 959	5 576
22	3 074	7 056	6 201
23	3 706	8 032	6 620
24	4 221	8 914	6 886
25	5 178	9 882	7 434
26	5 512	10 285	7 906
27	6 060	10 879	7 965
28	6 485	11 741	8 293
29	6 919	12 222	8 345
30	7 164	12 702	8 575
31	7 446	13 823	8 891
32	7 798	14 727	8 999
33	8 072	14 932	9 391
34	8 353	15 217	9 564
35	8 651	15 247	10 091
36	8 728	15 735	10 543
37	8 982	15 942	10 694
38	9 425	16 330	11 277
39	9 715	16 811	12 058
40	10 020	17 009	12 317
41	10 213	17 307	12 438
42	10 391	17 414	12 472
43	10 551	17 643	12 748
44	10 904	17 688	12 877
45	11 099	17 943	
46	11 365	18 108	
47	11 471	18 367	
48	11 638	18 498	
49	11 826	18 580	
50	12 030	18 880	
51	12 040	18 913	
52	12 106	18 942	
53	12 121	19 096	

Total husked			
week	2023/24	2024/25	2025/26
1	13	0	645
2	229	218	2 107
3	409	377	2 724
4	639	694	3 459
5	963	846	4 592
6	1 077	999	4 884
7	1 292	1 180	5 426
8	1 571	1 456	6 294
9	1 795	1 904	7 160
10	2 058	2 231	8 195
11	2 329	2 344	9 406
12	2 641	2 535	10 181
13	2 878	2 797	10 815
14	3 131	3 165	12 296
15	3 475	3 509	12 770
16	3 917	4 195	12 973
17	4 457	5 305	13 103
18	4 681	5 768	13 157
19	5 201	6 144	13 307
20	5 867	6 737	13 582
21	6 700	7 740	14 243
22	7 558	8 945	14 967
23	9 107	9 999	15 485
24	9 759	10 903	15 803
25	11 092	11 943	16 406
26	11 641	12 420	16 943
27	13 017	13 102	17 147
28	14 140	14 046	17 671
29	15 808	14 555	17 773
30	16 613	15 122	18 099
31	17 577	16 435	18 448
32	18 693	17 398	18 635
33	19 785	17 724	19 058
34	20 272	18 081	19 283
35	21 266	18 167	19 839
36	21 801	18 721	20 345
37	22 786	18 976	20 552
38	23 416	19 426	21 206
39	24 370	19 992	22 039
40	24 706	20 262	22 346
41	25 003	20 667	22 552
42	25 276	20 837	22 646
43	27 459	21 113	23 027
44	27 915	21 284	23 181
45	28 263	21 623	
46	28 590	21 877	
47	28 781	22 168	
48	29 066	22 367	
49	29 326	22 544	
50	29 613	23 175	
51	29 758	23 235	
52	29 876	23 294	
53	29 942	23 852	



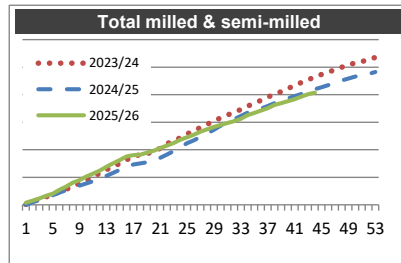
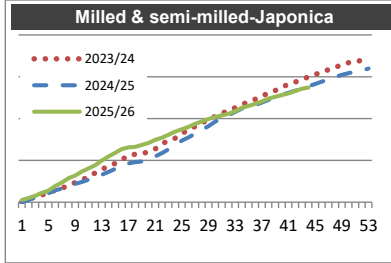
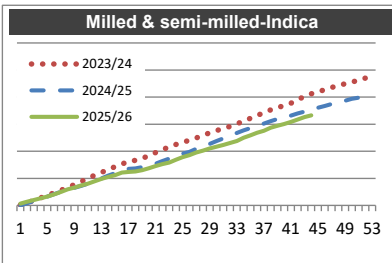
Week 1 to 44 from 01/09/2024 to 05/07/2026

(tonnes milled equivalent)

Milled & semi-milled-Indica			
week	2023/24	2024/25	2025/26
1	340	13	1 319
2	1 853	1 660	2 781
3	3 708	3 394	3 935
4	5 579	4 992	5 325
5	7 579	6 634	6 541
6	9 260	8 401	8 186
7	11 256	10 083	9 973
8	13 236	11 393	11 848
9	15 402	13 015	13 122
10	17 688	14 524	14 737
11	19 979	16 061	16 106
12	22 391	17 777	17 872
13	24 489	19 920	19 629
14	26 419	22 034	20 966
15	28 590	23 726	22 266
16	30 586	25 427	24 196
17	32 606	26 923	24 703
18	33 258	27 379	25 063
19	34 701	28 314	26 081
20	36 862	29 453	27 456
21	39 112	30 842	29 007
22	41 413	32 827	30 468
23	42 987	34 573	31 671
24	45 034	36 684	33 754
25	46 426	38 326	35 605
26	48 296	39 586	37 166
27	49 899	41 710	39 084
28	51 830	43 328	40 564
29	53 725	45 544	42 123
30	55 289	47 576	43 376
31	56 947	49 489	44 731
32	58 394	51 592	46 110
33	60 180	53 558	47 550
34	62 547	55 402	49 942
35	64 311	57 119	51 776
36	66 541	58 671	53 706
37	68 391	60 364	55 193
38	70 592	62 142	57 437
39	72 099	63 786	58 797
40	73 737	65 194	60 140
41	75 611	66 382	61 773
42	78 312	68 017	63 559
43	80 442	69 284	65 216
44	82 416	71 159	66 522
45	83 958	72 180	
46	85 489	73 482	
47	87 143	74 893	
48	88 541	75 903	
49	89 880	77 239	
50	91 138	78 701	
51	92 408	79 538	
52	93 964	80 458	
53	95 463	81 459	

Milled & semi-milled-Japonica			
week	2023/24	2024/25	2025/26
1	283	0	2 553
2	3 570	2 614	4 856
3	6 209	5 715	7 490
4	8 577	8 198	11 153
5	11 390	10 748	13 780
6	13 959	13 991	19 187
7	16 702	16 458	23 486
8	19 985	19 043	28 528
9	23 415	21 754	31 787
10	26 102	24 150	36 686
11	31 190	26 751	40 472
12	34 930	29 666	44 187
13	39 134	32 805	49 751
14	43 298	36 079	54 770
15	46 408	39 808	59 071
16	50 778	43 068	63 544
17	55 850	46 442	65 608
18	57 279	47 974	66 114
19	58 040	48 673	68 569
20	60 193	50 949	70 714
21	63 611	54 580	74 408
22	69 905	58 507	77 076
23	73 379	63 290	80 821
24	76 626	68 094	84 444
25	82 208	73 542	87 200
26	86 378	77 538	90 125
27	90 673	81 878	93 631
28	94 412	86 571	96 495
29	99 155	90 804	99 319
30	102 671	96 284	101 768
31	106 557	100 400	103 808
32	109 308	103 798	105 722
33	112 844	107 900	108 786
34	116 709	111 826	112 902
35	120 339	113 709	115 027
36	123 198	116 145	117 547
37	127 195	119 237	120 397
38	130 121	122 466	123 880
39	133 570	125 625	126 013
40	137 547	128 309	127 961
41	141 085	130 801	130 164
42	143 721	133 176	133 053
43	146 657	136 074	135 595
44	149 885	138 839	137 188
45	152 689	141 266	
46	155 483	144 176	
47	158 595	146 516	
48	161 413	149 781	
49	164 082	152 188	
50	166 749	154 228	
51	167 927	156 026	
52	169 690	157 346	
53	172 166	159 809	

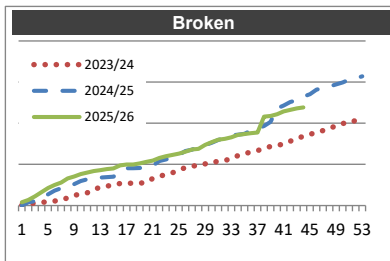
Total milled & semi-milled			
week	2023/24	2024/25	2025/26
1	623	13	3 872
2	5 423	4 273	7 638
3	9 917	9 109	11 425
4	14 157	13 190	16 478
5	18 969	17 382	20 321
6	23 219	22 392	27 373
7	27 958	26 541	33 459
8	33 222	30 436	40 376
9	38 817	34 769	44 909
10	43 790	38 674	51 423
11	51 169	42 812	56 578
12	57 321	47 442	62 059
13	63 623	52 726	69 380
14	69 718	58 113	75 736
15	74 997	63 535	81 336
16	81 364	68 494	87 740
17	88 456	73 365	90 311
18	90 537	75 353	91 177
19	92 741	76 987	94 650
20	97 055	80 402	98 170
21	102 723	85 423	103 416
22	111 318	91 334	107 543
23	116 366	97 863	112 492
24	121 660	104 778	118 198
25	128 634	111 868	122 804
26	134 674	117 125	127 291
27	140 572	123 588	132 715
28	146 243	129 900	137 060
29	152 880	136 348	141 442
30	157 960	143 861	145 144
31	163 504	149 889	148 538
32	167 701	155 390	151 832
33	173 024	161 457	156 335
34	179 256	167 228	162 845
35	184 650	170 828	166 803
36	189 739	174 816	171 253
37	195 586	179 601	175 589
38	200 713	184 608	181 317
39	205 668	189 411	184 810
40	211 283	193 503	188 101
41	216 696	197 183	191 938
42	222 033	201 192	196 613
43	227 099	205 358	200 811
44	232 301	209 998	203 709
45	236 648	213 446	
46	240 972	217 658	
47	245 738	221 408	
48	249 954	225 684	
49	253 962	229 427	
50	257 887	232 929	
51	260 335	235 565	
52	263 654	237 804	
53	267 630	241 268	



Week 1 to 44 from 01/09/2024 to 05/07/2026

(tonnes milled equivalent)

Broken			
week	2023/24	2024/25	2025/26
1	55	0	398
2	166	372	679
3	309	534	1 126
4	384	937	1 631
5	460	1 354	2 139
6	536	1 812	2 501
7	734	2 100	2 803
8	905	2 495	3 283
9	1 237	2 607	3 541
10	1 418	2 986	3 813
11	1 556	3 198	4 019
12	1 978	3 338	4 203
13	2 217	3 401	4 290
14	2 373	3 439	4 425
15	2 476	3 510	4 509
16	2 674	4 012	4 891
17	2 704	4 532	4 976
18	2 709	4 546	4 984
19	2 714	4 574	5 106
20	2 813	4 607	5 293
21	3 300	4 856	5 471
22	3 550	5 407	5 773
23	3 774	5 586	5 980
24	3 973	5 869	6 162
25	4 303	6 178	6 296
26	4 604	6 626	6 557
27	4 788	6 792	6 815
28	4 841	7 191	6 900
29	5 075	7 329	7 377
30	5 124	7 621	7 723
31	5 435	7 965	8 011
32	5 477	8 190	8 117
33	5 682	8 534	8 304
34	6 067	8 618	8 579
35	6 302	8 728	8 687
36	6 481	9 118	8 801
37	6 683	9 370	8 881
38	6 955	9 679	10 811
39	7 190	10 180	10 891
40	7 349	11 820	11 095
41	7 451	12 163	11 450
42	7 817	12 565	11 629
43	8 141	12 817	11 812
44	8 429	13 238	11 924
45	8 672	13 541	
46	8 862	14 076	
47	9 118	14 279	
48	9 346	14 491	
49	9 731	14 713	
50	9 990	14 968	
51	10 023	15 295	
52	10 343	15 450	
53	10 919	15 704	



Calendar of Marketing Year weeks

Week	2023/24		2024/25		2025/26	
	Start	End	Start	End	Start	End
1	01/09/2023	03/09/2023	01/09/2024	01/09/2024	01/09/2025	07/09/2025
2	04/09/2023	10/09/2023	02/09/2024	08/09/2024	08/09/2025	14/09/2025
3	11/09/2023	17/09/2023	09/09/2024	15/09/2024	15/09/2025	21/09/2025
4	18/09/2023	24/09/2023	16/09/2024	22/09/2024	22/09/2025	28/09/2025
5	25/09/2023	01/10/2023	23/09/2024	29/09/2024	29/09/2025	05/10/2025
6	02/10/2023	08/10/2023	30/09/2024	06/10/2024	06/10/2025	12/10/2025
7	09/10/2023	15/10/2023	07/10/2024	13/10/2024	13/10/2025	19/10/2025
8	16/10/2023	22/10/2023	14/10/2024	20/10/2024	20/10/2025	26/10/2025
9	23/10/2023	29/10/2023	21/10/2024	27/10/2024	27/10/2025	02/11/2025
10	30/10/2023	05/11/2023	28/10/2024	03/11/2024	03/11/2025	09/11/2025
11	06/11/2023	12/11/2023	04/11/2024	10/11/2024	10/11/2025	16/11/2025
12	13/11/2023	19/11/2023	11/11/2024	17/11/2024	17/11/2025	23/11/2025
13	20/11/2023	26/11/2023	18/11/2024	24/11/2024	24/11/2025	30/11/2025
14	27/11/2023	03/12/2023	25/11/2024	01/12/2024	01/12/2025	07/12/2025
15	04/12/2023	10/12/2023	02/12/2024	08/12/2024	08/12/2025	14/12/2025
16	11/12/2023	17/12/2023	09/12/2024	15/12/2024	15/12/2025	21/12/2025
17	18/12/2023	24/12/2023	16/12/2024	22/12/2024	22/12/2025	28/12/2025
18	25/12/2023	31/12/2023	23/12/2024	29/12/2024	29/12/2025	04/01/2026
19	01/01/2024	07/01/2024	30/12/2024	05/01/2025	05/01/2026	11/01/2026
20	08/01/2024	14/01/2024	06/01/2025	12/01/2025	12/01/2026	18/01/2026
21	15/01/2024	21/01/2024	13/01/2025	19/01/2025	19/01/2026	25/01/2026
22	22/01/2024	28/01/2024	20/01/2025	26/01/2025	26/01/2026	01/02/2026
23	29/01/2024	04/02/2024	27/01/2025	02/02/2025	02/02/2026	08/02/2026
24	05/02/2024	11/02/2024	03/02/2025	09/02/2025	09/02/2026	15/02/2026
25	12/02/2024	18/02/2024	10/02/2025	16/02/2025	16/02/2026	22/02/2026
26	19/02/2024	25/02/2024	17/02/2025	23/02/2025	23/02/2026	01/03/2026
27	26/02/2024	03/03/2024	24/02/2025	02/03/2025	02/03/2026	08/03/2026
28	04/03/2024	10/03/2024	03/03/2025	09/03/2025	09/03/2026	15/03/2026
29	11/03/2024	17/03/2024	10/03/2025	16/03/2025	16/03/2026	22/03/2026
30	18/03/2024	24/03/2024	17/03/2025	23/03/2025	23/03/2026	29/03/2026
31	25/03/2024	31/03/2024	24/03/2025	30/03/2025	30/03/2026	05/04/2026
32	01/04/2024	07/04/2024	31/03/2025	06/04/2025	06/04/2026	12/04/2026
33	08/04/2024	14/04/2024	07/04/2025	13/04/2025	13/04/2026	19/04/2026
34	15/04/2024	21/04/2024	14/04/2025	20/04/2025	20/04/2026	26/04/2026
35	22/04/2024	28/04/2024	21/04/2025	27/04/2025	27/04/2026	03/05/2026
36	29/04/2024	05/05/2024	28/04/2025	04/05/2025	04/05/2026	10/05/2026
37	06/05/2024	12/05/2024	05/05/2025	11/05/2025	11/05/2026	17/05/2026
38	13/05/2024	19/05/2024	12/05/2025	18/05/2025	18/05/2026	24/05/2026
39	20/05/2024	26/05/2024	19/05/2025	25/05/2025	25/05/2026	31/05/2026
40	27/05/2024	02/06/2024	26/05/2025	01/06/2025	01/06/2026	07/06/2026
41	03/06/2024	09/06/2024	02/06/2025	08/06/2025	08/06/2026	14/06/2026
42	10/06/2024	16/06/2024	09/06/2025	15/06/2025	15/06/2026	21/06/2026
43	17/06/2024	23/06/2024	16/06/2025	22/06/2025	22/06/2026	28/06/2026
44	24/06/2024	30/06/2024	23/06/2025	29/06/2025	29/06/2026	05/07/2026
45	01/07/2024	07/07/2024	30/06/2025	06/07/2025	06/07/2026	12/07/2026
46	08/07/2024	14/07/2024	07/07/2025	13/07/2025	13/07/2026	19/07/2026
47	15/07/2024	21/07/2024	14/07/2025	20/07/2025	20/07/2026	26/07/2026
48	22/07/2024	28/07/2024	21/07/2025	27/07/2025	27/07/2026	02/08/2026
49	29/07/2024	04/08/2024	28/07/2025	03/08/2025	03/08/2026	09/08/2026
50	05/08/2024	11/08/2024	04/08/2025	10/08/2025	10/08/2026	16/08/2026
51	12/08/2024	18/08/2024	11/08/2025	17/08/2025	17/08/2026	23/08/2026
52	19/08/2024	25/08/2024	18/08/2025	24/08/2025	24/08/2026	30/08/2026
53	26/08/2024	31/08/2024	25/08/2025	31/08/2025	31/08/2026	31/08/2026