

Export data for France are not complete since the beginning of calendar year 2024. Export data for Bulgaria and Ireland are not complete since the beginning of marketing year 2023/24. Export data for Greece are missing since January 2026. The Commission services are in contact with member states concerned working to resolve the issues.

Trade monitoring through customs surveillance data

Weekly Taxud data (imports and exports) are also available on Agri-food Data Portal on Europa webpage <https://agridata.ec.europa.eu/extensions/DataPortal/rice.html>

The TAXUD surveillance system ("customs surveillance") records and centralizes all trade data (import and exports) directly from the national customs authorities on a daily basis. For each transaction, the stored data contain the information available on the Single Administrative Document (SAD), including the volume and origin of the consignment. As the surveillance system does not include intra-trade data, the UK data as EU partner can't be displayed before 1/01/2021. The data as of 1/01/2021 is therefore not comparable with the data until 31/12/2020.

According to Art.55(2) of Commission Implementing Regulation (EU) 2015/2447, the customs authorities shall provide the Commission at least once a week with data on customs declarations for the goods that have been made subject to surveillance at release for free circulation or at export.

The "customs surveillance" data provide actual and prompt information about the trade (import/export) transaction in terms of volume and origin or destination. The European Commission aims to improve data quality and provide as recent and accurate information as possible. However, Surveillance data are created on the basis of declarations that may be modified, corrected or deleted. Additionally, the legal basis (Regulation (EU) 2015/2447) allows that on specific occasions declaration data may be forwarded with a delay. Therefore, it cannot be guaranteed that information provided is free of errors or that it will not be amended. The European Commission accepts no responsibility with regard to such problems incurred as a result of using these data.

The United Kingdom is no longer a Member State of the European Union, however until the end of the transition period was still a part of the EU Customs Union. Due to the absence of intra-trade data in the surveillance system, the total of the EU trade data therefore also include the UK trade until 31/12/2020. The data as of 1/01/2021 is therefore not comparable with the data until 31/12/2020.

Publication of data

This report is published on a weekly basis. **In case of a technical issue or another constraint causing delay of the publication, please note that the next upload will be done in the coming days at 12h or 16h.**

The data are expressed in quantity of the product itself, unless otherwise stated
Below the specifications of the products included in the report

Product Type	CN code	Conversion factor milled equivalent
Paddy	Indica 1006 10 79 (until 31/12/2016: 1006 10 27; 1006 10 98)	0.552
	1006 10 50 (until 31/12/2016: 1006 10 23; 1006 1094) ; Japonica 1006 10 71 (until 31/12/2016: 1006 1025; 1006 1096)	0.552
	1006 10 30 (until 31/12/2016: 1006 10 21; 1006 10 92)	0.62
Husked	Indica 1006 20 17; 1006 20 98	0.69
	Japonica 1006 20 13; 1006 20 15; 1006 20 94; 1006 20 96	0.69
	1006 20 11; 1006 20 92	0.775
Milled & semi-milled	Indica 1006 30 27; 1006 30 48	0.93284
	1006 30 67; 1006 30 98	1
	1006 30 23; 1006 30 25; 1006 30 44; 1006 30 46	0.93284
	Japonica 1006 30 21; 1006 30 42	0.93897
	1006 30 61; 1006 30 63; 1006 30 65; 1006 30 92; 1006 30 94; 1006 30 96	1

Changes in the report

as of 09/07/2018:

- the weekly reference period is from Monday to Sunday (compared to Wednesday to Tuesday previously)
- calendar of marketing year weeks is added

Imports
Cumul of week 1 to 37

		EU		EU		EU	
		01/09/2025 - 17/05/2026		01/09/2024 - 11/05/2025		01/09/2023 - 12/05/2024	
		Export	Import	Export	Import	Export	Import
<i>(tonnes milled equivalent)</i>							
Paddy	Indica	121	6 479	55	3 103	172	3
	Japonica	3 212	10	11 808	32	10 744	408
	Total paddy	3 333	6 489	11 863	3 135	10 916	411
Husked	Indica	9 856	268 254	3 034	295 276	13 804	208 649
	Japonica	10 694	37 626	15 942	17 198	8 982	15 635
	Total husked	20 551	305 880	18 976	312 475	22 786	224 285
Milled & semi-milled	Indica	55 125	549 543	60 364	651 041	68 391	536 124
	Japonica	119 868	114 942	119 237	102 427	127 195	135 638
	Total milled	174 993	664 485	179 600	753 468	195 585	671 762
General Total		198 877	976 853	210 439	1 069 078	229 288	896 458
Broken	Total broken	8 882	226 094	9 370	431 775	6 683	307 011

Imports

Situation at 17/05/2026

Marketing year 2025/26

Week 1 to 37 from 01/09/2024 to 17/05/2026

Summary

Import (tonnes milled equivalent)	Paddy			Husked			Milled & semi-milled			Total			Broken
	Indica	Japonica	Total	Indica	Japonica	Total	Indica	Japonica	Total	Indica	Japonica	Total	Total
BE				36 476	10	36 486	23 635	6 419	30 054	60 111	6 429	66 540	145 729
BG				130	19 187	19 317	5 792	3 410	9 202	5 921	22 597	28 519	252
CZ				11	2	13	28 422	2 469	30 891	28 434	2 470	30 904	566
DK				2 783	31	2 814	6 833	1 488	8 322	9 616	1 519	11 135	26
DE		5	5	928	159	1 086	42 671	15 222	57 893	43 599	15 385	58 984	418
EE							444	304	748	444	304	748	
IE				70	478	549	4 919	4 131	9 050	4 989	4 610	9 599	149
EL				1 462		1 462	8 344	1 192	9 536	9 806	1 192	10 998	
ES				58 381	11 413	69 794	39 266	23 553	62 819	97 647	34 966	132 613	24 200
FR	1		1	5 916	144	6 060	38 333	4 806	43 139	44 250	4 949	49 200	3 902
HR					8	8	3 696	364	4 060	3 696	372	4 068	
IT	6 476		6 476	42 572	1 265	43 837	86 486	9 369	95 855	135 534	10 634	146 168	12 264
CY		1	1	8		8	3 896	903	4 799	3 904	904	4 808	52
LV							1 291	322	1 613	1 291	322	1 613	
LT				382		382	16 656	839	17 495	17 038	839	17 877	4 225
LU													
HU					7	7	7 007	142	7 149	7 007	149	7 155	192
MT				8		8	2 364	622	2 986	2 372	622	2 994	143
NL		4	4	60 266	2 059	62 325	116 162	11 856	128 018	176 429	13 918	190 347	22 306
AT				4	118	123	2 603	2 089	4 692	2 607	2 207	4 815	355
PL				11 534	888	12 422	50 244	10 276	60 520	61 778	11 165	72 943	7 199
PT	2		2	46 136	1 809	47 945	18 860	1 892	20 752	64 998	3 701	68 699	3 357
RO				1 136	2	1 137	1 681	2 606	4 287	2 816	2 608	5 424	
SI				48		48	16 280	3 226	19 506	16 328	3 226	19 554	150
SK							130	355	485	130	355	485	
FI				2	2	5	3 940	850	4 790	3 943	852	4 795	222
SE				1	44	44	19 585	6 238	25 823	19 585	6 282	25 868	385
EU	6 479	10	6 489	268 254	37 626	305 880	549 543	114 942	664 485	824 276	152 577	976 853	226 094

Top 5 import origins - (update of 17 May 2026)

Paddy-Indica				
Origin	MY 2025/26		MY 2024/25	
	tonnes	share	tonnes	share
Guyana	6 476	100.0%	3 086	99.4%
China	2	0.0%	2	0.1%

Husked-Indica				
Origin	MY 2025/26		MY 2024/25	
	tonnes	share	tonnes	share
India	91 042	33.9%	66 133	22.4%
Pakistan	61 083	22.8%	86 275	29.2%
Uruguay	53 936	20.1%	62 406	21.1%
Argentina	31 341	11.7%	38 439	13.0%
Guyana	18 896	7.0%	31 857	10.8%

Milled & semi-milled-Indica				
Origin	MY 2025/26		MY 2024/25	
	tonnes	share	tonnes	share
Cambodia	134 413	24.5%	183 383	28.2%
Myanmar	131 183	23.9%	141 475	21.7%
India	100 703	18.3%	84 740	13.0%
Thailand	88 566	16.1%	128 555	19.7%
Pakistan	63 812	11.6%	78 614	12.1%

Broken-				
Origin	MY 2025/26		MY 2024/25	
	tonnes	share	tonnes	share
Myanmar	149 157	66.0%	329 821	76.4%
Uruguay	21 629	9.6%	12 953	3.0%
Guyana	12 087	5.3%	12 276	2.8%
Thailand	11 050	4.9%	14 812	3.4%
Cambodia	8 285	3.7%	18 534	4.3%

Paddy-Japonica				
Origin	MY 2025/26		MY 2024/25	
	tonnes	share	tonnes	share
Bangladesh	4	38.0%	-----	-----
Japan	2	21.6%	3	7.8%
Iraq	2	16.3%	11	32.8%
Sri Lanka	1	11.3%	0	0.8%

Husked-Japonica				
Origin	MY 2025/26		MY 2024/25	
	tonnes	share	tonnes	share
China	17 277	45.9%	2 449	14.2%
Argentina	12 647	33.6%	9 422	54.8%
Cambodia	1 556	4.1%	1 108	6.4%
Australia	1 380	3.7%	1 712	10.0%
Vietnam	1 356	3.6%	401	2.3%

Milled & semi-milled-Japonica				
Origin	MY 2025/26		MY 2024/25	
	tonnes	share	tonnes	share
Myanmar	32 052	27.9%	13 928	13.6%
Vietnam	19 809	17.2%	15 515	15.1%
India	18 076	15.7%	12 646	12.3%
United States of America	12 001	10.4%	10 521	10.3%
Cambodia	10 073	8.8%	13 728	13.4%

Total Paddy				
Origin	MY 2025/26		MY 2024/25	
	tonnes	share	tonnes	share
Guyana	6 476	99.8%	3 086	98.4%
Bangladesh	4	0.1%	-----	-----
China	2	0.0%	2	0.1%
Japan	2	0.0%	3	0.1%
Iraq	2	0.0%	11	0.3%

Total Husked				
Origin	MY 2025/26		MY 2024/25	
	tonnes	share	tonnes	share
India	92 018	30.1%	67 235	21.5%
Pakistan	61 176	20.0%	86 507	27.7%
Uruguay	53 994	17.7%	62 432	20.0%
Argentina	43 989	14.4%	47 861	15.3%
Guyana	18 931	6.2%	31 857	10.2%

Total Milled & semi-milled				
Origin	MY 2025/26		MY 2024/25	
	tonnes	share	tonnes	share
Myanmar	163 236	24.6%	155 403	20.6%
Cambodia	144 486	21.7%	197 111	26.2%
India	118 778	17.9%	97 386	12.9%
Thailand	93 561	14.1%	136 639	18.1%
Pakistan	68 291	10.3%	84 251	11.2%

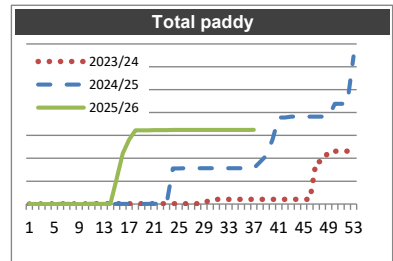
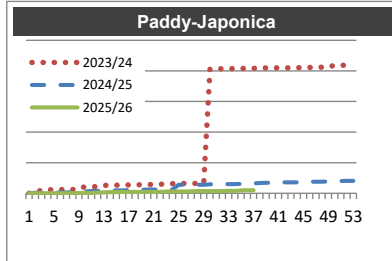
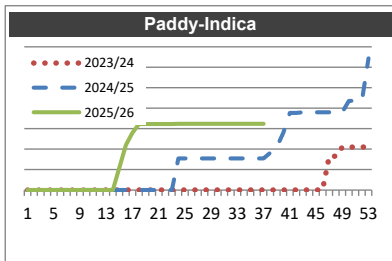
Week 1 to 37 from 01/09/2024 to 17/05/2026

(tonnes milled equivalent)

Paddy-Indica			
week	2023/24	2024/25	2025/26
1	0	0	0
2	0	0	1
3	0	0	1
4	0	1	1
5	0	1	1
6	0	1	1
7	0	1	1
8	0	1	1
9	0	1	1
10	0	1	1
11	0	1	3
12	0	1	3
13	1	1	3
14	1	3	3
15	1	3	2 211
16	1	3	4 419
17	2	3	5 616
18	2	6	6 447
19	2	6	6 447
20	2	7	6 447
21	2	7	6 450
22	2	8	6 450
23	2	9	6 450
24	2	3 094	6 479
25	2	3 094	6 479
26	2	3 096	6 479
27	3	3 096	6 479
28	3	3 096	6 479
29	3	3 098	6 479
30	3	3 099	6 479
31	3	3 100	6 479
32	3	3 100	6 479
33	3	3 102	6 479
34	3	3 102	6 479
35	3	3 103	6 479
36	3	3 103	6 479
37	3	3 103	6 479
38	3	3 656	
39	3	4 209	
40	3	5 612	
41	3	7 537	
42	3	7 537	
43	3	7 615	
44	3	7 615	
45	3	7 615	
46	3	7 615	
47	3 301	7 615	
48	3 301	7 615	
49	4 207	7 616	
50	4 208	8 721	
51	4 208	8 722	
52	4 208	8 722	
53	4 208	12 874	

Paddy-Japonica			
week	2023/24	2024/25	2025/26
1	0	0	0
2	0	1	0
3	11	1	0
4	11	2	0
5	12	2	0
6	12	3	0
7	12	3	0
8	12	4	0
9	20	6	0
10	20	6	1
11	21	7	1
12	22	8	3
13	26	9	3
14	27	9	3
15	27	9	3
16	27	9	4
17	27	10	5
18	28	11	5
19	28	12	5
20	28	12	5
21	28	12	5
22	29	12	5
23	30	12	6
24	31	12	6
25	32	28	6
26	32	28	6
27	32	28	7
28	32	28	7
29	33	28	7
30	406	29	7
31	407	30	7
32	407	30	7
33	407	30	8
34	408	30	8
35	408	31	10
36	408	31	10
37	408	32	10
38	408	33	
39	410	34	
40	410	34	
41	410	34	
42	410	35	
43	410	36	
44	410	36	
45	411	38	
46	411	38	
47	412	38	
48	412	38	
49	413	38	
50	419	39	
51	419	40	
52	419	41	
53	419	41	

Total paddy			
week	2023/24	2024/25	2025/26
1	0	0	0
2	0	1	1
3	11	1	1
4	11	3	1
5	12	3	1
6	12	4	1
7	12	4	1
8	12	5	1
9	20	7	1
10	20	7	1
11	21	8	4
12	22	9	6
13	27	10	6
14	27	12	6
15	27	12	2 214
16	28	12	4 423
17	29	13	5 620
18	29	17	6 452
19	29	18	6 452
20	30	19	6 452
21	30	19	6 455
22	31	20	6 455
23	32	21	6 456
24	33	3 107	6 485
25	33	3 122	6 485
26	33	3 124	6 485
27	35	3 124	6 486
28	35	3 124	6 486
29	36	3 126	6 486
30	409	3 128	6 486
31	410	3 129	6 486
32	410	3 130	6 486
33	410	3 132	6 487
34	411	3 132	6 487
35	411	3 134	6 489
36	411	3 134	6 489
37	411	3 135	6 489
38	411	3 690	
39	413	4 243	
40	413	5 646	
41	413	7 571	
42	413	7 572	
43	413	7 651	
44	413	7 651	
45	414	7 653	
46	414	7 653	
47	3 712	7 653	
48	3 712	7 653	
49	4 619	7 654	
50	4 627	8 761	
51	4 627	8 762	
52	4 627	8 763	
53	4 627	12 915	



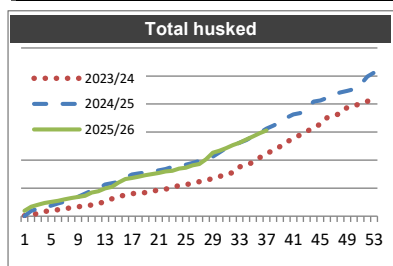
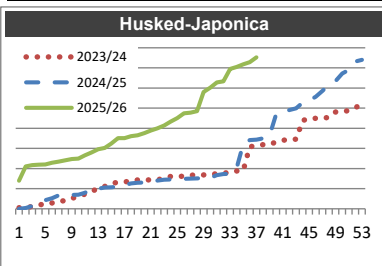
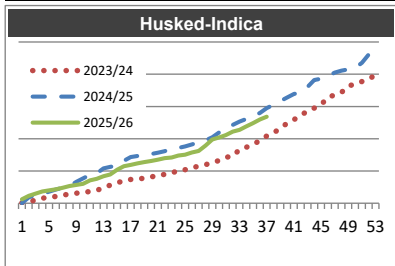
Week 1 to 37 from 01/09/2024 to 17/05/2026

(tonnes milled equivalent)

Husked-Indica			
week	2023/24	2024/25	2025/26
1	1 494	182	12 219
2	6 183	18 556	23 246
3	8 881	25 959	29 903
4	15 803	28 997	36 268
5	18 369	35 493	39 773
6	21 203	42 665	43 465
7	24 784	48 136	48 226
8	28 234	53 515	53 166
9	31 107	66 264	56 606
10	33 008	76 873	60 178
11	36 204	87 483	70 895
12	39 777	92 770	75 333
13	48 252	108 220	84 004
14	55 905	112 663	89 329
15	63 615	116 891	103 708
16	69 428	131 853	114 875
17	73 676	142 920	118 557
18	74 909	146 632	123 217
19	77 386	149 518	127 855
20	80 953	152 865	131 174
21	87 523	156 936	135 107
22	89 434	161 388	139 980
23	93 283	168 907	141 522
24	101 630	171 536	147 964
25	104 108	175 969	150 607
26	109 743	182 401	157 513
27	115 075	189 237	161 847
28	119 474	195 413	178 594
29	126 354	204 673	197 617
30	132 473	219 111	203 545
31	142 722	234 560	211 347
32	145 877	243 179	221 789
33	166 825	253 098	227 477
34	173 459	261 269	238 366
35	182 553	269 528	248 651
36	194 170	280 419	259 927
37	208 649	295 276	268 254
38	218 281	305 109	
39	232 320	316 299	
40	248 524	327 708	
41	259 224	338 668	
42	272 901	343 161	
43	285 330	360 215	
44	294 668	382 363	
45	305 504	386 135	
46	329 018	394 428	
47	335 348	405 278	
48	343 849	410 825	
49	363 839	415 315	
50	369 504	419 589	
51	377 247	435 484	
52	384 729	461 194	
53	397 787	475 116	

Husked-Japonica			
week	2023/24	2024/25	2025/26
1	269	0	6 978
2	438	203	10 535
3	529	673	10 875
4	873	1 299	10 937
5	1 419	2 133	11 037
6	1 426	2 617	11 461
7	1 932	3 316	11 730
8	1 996	3 419	12 071
9	2 645	3 460	12 368
10	2 983	3 492	12 451
11	3 647	3 996	13 283
12	4 317	4 845	14 010
13	5 092	5 034	14 789
14	5 543	5 281	15 120
15	6 288	5 350	16 197
16	6 563	5 475	17 541
17	6 740	5 880	17 582
18	6 747	6 293	18 024
19	7 164	6 449	18 248
20	7 172	6 508	18 824
21	7 176	6 533	19 464
22	7 182	7 029	19 990
23	7 674	7 223	20 681
24	8 017	7 306	21 645
25	8 049	7 348	22 553
26	8 084	7 471	23 747
27	8 349	7 526	23 890
28	8 379	7 557	24 250
29	8 423	7 586	29 043
30	8 589	7 742	30 097
31	8 689	8 394	31 408
32	8 891	8 642	31 646
33	8 974	8 692	34 744
34	9 382	10 128	35 241
35	9 435	16 030	35 883
36	15 471	17 056	36 432
37	15 635	17 198	37 626
38	15 937	17 480	
39	15 945	18 171	
40	16 665	23 596	
41	17 010	24 005	
42	17 221	24 510	
43	17 266	24 962	
44	21 956	26 376	
45	22 404	26 908	
46	22 489	27 813	
47	22 524	29 290	
48	22 669	30 876	
49	24 064	31 702	
50	24 085	33 596	
51	24 450	34 473	
52	25 021	36 599	
53	26 356	37 003	

Total husked			
week	2023/24	2024/25	2025/26
1	1 763	182	19 197
2	6 621	18 759	33 781
3	9 410	26 632	40 777
4	16 675	30 296	47 205
5	19 788	37 626	50 810
6	22 629	45 282	54 926
7	26 715	51 452	59 956
8	30 230	56 935	65 236
9	33 752	69 725	68 973
10	35 991	80 365	72 629
11	39 851	91 480	84 179
12	44 094	97 615	89 343
13	53 344	113 254	98 793
14	61 448	117 944	104 449
15	69 903	122 241	119 906
16	75 991	137 328	132 416
17	80 416	148 800	136 139
18	81 656	152 925	141 241
19	84 550	155 967	146 103
20	88 124	159 373	149 999
21	94 699	163 469	154 570
22	96 616	168 417	159 970
23	100 957	176 130	162 202
24	109 647	178 843	169 609
25	112 157	183 317	173 160
26	117 827	189 871	181 260
27	123 424	196 762	185 737
28	127 854	202 971	202 843
29	134 777	212 259	226 660
30	141 062	226 852	233 642
31	151 412	242 954	242 755
32	154 768	251 821	253 434
33	175 799	261 790	262 221
34	182 840	271 397	273 607
35	191 988	285 558	284 534
36	209 640	297 475	296 359
37	224 285	312 475	305 880
38	234 217	322 590	
39	248 266	334 470	
40	265 189	351 304	
41	276 235	362 673	
42	290 123	367 671	
43	302 596	385 177	
44	316 625	408 739	
45	327 908	413 042	
46	351 507	422 241	
47	357 872	434 567	
48	366 518	441 700	
49	387 903	447 017	
50	393 589	453 185	
51	401 697	469 957	
52	409 750	497 793	
53	424 143	512 119	



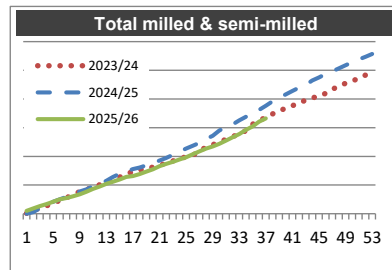
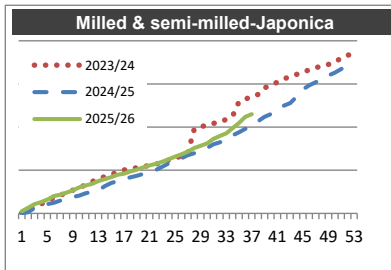
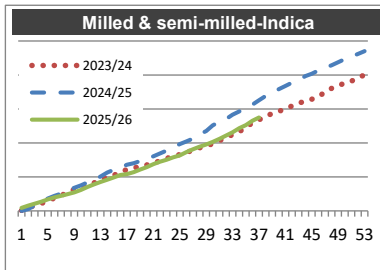
Week 1 to 37 from 01/09/2024 to 17/05/2026

(tonnes milled equivalent)

Milled & semi-milled-Indica			
week	2023/24	2024/25	2025/26
1	2 060	0	17 520
2	18 676	9 838	30 222
3	30 662	31 626	42 357
4	44 137	51 858	54 307
5	58 699	73 222	68 008
6	75 078	88 793	79 694
7	91 801	101 651	87 834
8	105 046	123 002	98 221
9	127 246	136 053	108 746
10	138 673	149 734	122 948
11	153 402	168 329	141 350
12	165 444	184 787	156 351
13	182 054	202 700	170 036
14	199 548	225 474	183 104
15	210 198	242 638	197 116
16	227 511	255 433	211 077
17	244 050	271 406	216 225
18	253 309	280 590	227 836
19	260 391	293 764	242 923
20	270 748	306 715	257 244
21	282 245	322 140	275 459
22	294 868	338 341	290 063
23	308 906	355 212	301 396
24	322 168	374 509	315 195
25	331 914	393 239	326 659
26	344 110	409 031	345 467
27	355 836	425 584	362 827
28	371 245	450 500	377 913
29	381 056	470 603	391 166
30	396 065	503 814	406 393
31	414 368	523 896	424 228
32	431 182	540 331	443 366
33	448 148	565 829	462 297
34	465 256	585 448	486 247
35	494 538	605 115	504 433
36	515 998	625 595	530 097
37	536 124	651 041	549 543
38	557 085	676 011	
39	572 110	696 944	
40	585 415	716 479	
41	601 255	735 729	
42	618 138	754 081	
43	632 730	770 471	
44	646 814	793 231	
45	657 004	806 707	
46	672 293	825 934	
47	697 634	841 106	
48	720 822	857 407	
49	737 233	874 953	
50	751 956	893 390	
51	763 647	908 276	
52	783 781	923 941	
53	799 877	940 159	

Milled & semi-milled-Japonica			
week	2023/24	2024/25	2025/26
1	767	1	2 520
2	5 272	1 540	6 500
3	7 760	6 347	10 836
4	10 803	8 310	12 987
5	14 546	10 807	16 073
6	17 963	12 269	20 076
7	20 798	14 765	21 616
8	24 061	16 682	24 054
9	26 990	18 992	26 577
10	29 794	20 478	30 082
11	33 272	23 450	32 520
12	36 698	24 993	34 237
13	40 418	26 750	37 381
14	42 620	31 757	39 766
15	45 275	35 277	41 956
16	47 556	37 576	44 917
17	50 411	40 301	45 949
18	51 608	41 778	48 608
19	52 875	43 637	50 543
20	54 371	45 745	53 260
21	55 500	47 626	55 624
22	57 085	50 307	57 322
23	59 090	54 221	59 922
24	61 659	57 882	62 665
25	63 779	60 684	65 828
26	66 734	64 002	68 408
27	69 935	67 482	71 656
28	98 333	69 893	75 893
29	100 584	72 987	78 356
30	102 097	75 739	81 090
31	104 220	80 195	86 421
32	106 076	82 363	89 704
33	108 829	85 663	92 817
34	112 933	90 389	98 848
35	129 481	93 882	104 780
36	132 399	97 954	111 863
37	135 638	102 427	114 942
38	137 965	106 734	
39	145 320	111 933	
40	148 719	115 255	
41	151 982	120 219	
42	155 700	124 818	
43	158 611	127 655	
44	161 112	135 162	
45	163 029	143 715	
46	166 715	148 494	
47	168 812	152 036	
48	170 599	156 224	
49	172 699	159 913	
50	174 609	163 099	
51	180 516	167 419	
52	183 243	170 122	
53	185 196	173 718	

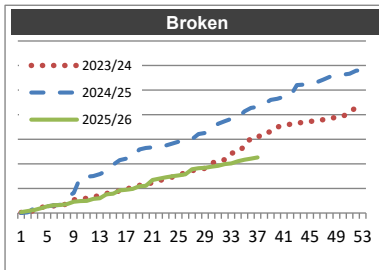
Total milled & semi-milled			
week	2023/24	2024/25	2025/26
1	2 827	1	20 040
2	23 948	11 378	36 722
3	38 422	37 973	53 193
4	54 940	60 168	67 294
5	73 245	84 029	84 081
6	93 041	101 062	99 770
7	112 599	116 416	109 450
8	129 107	139 685	122 275
9	154 236	155 045	135 323
10	168 467	170 213	153 031
11	186 674	191 778	173 870
12	202 142	209 779	190 588
13	222 471	229 451	207 417
14	242 168	257 231	222 870
15	255 473	277 915	239 072
16	275 067	293 009	255 994
17	294 461	311 706	262 174
18	304 917	322 368	276 444
19	313 267	337 401	293 465
20	325 120	352 460	310 504
21	337 746	369 766	331 083
22	351 953	388 648	347 384
23	367 995	409 433	361 318
24	383 827	432 390	377 860
25	395 693	453 923	392 488
26	410 844	473 033	413 876
27	425 771	493 066	434 484
28	469 578	520 393	453 806
29	481 640	543 590	469 522
30	498 162	579 553	487 483
31	518 588	604 092	510 648
32	537 259	622 694	533 069
33	556 977	651 492	555 114
34	578 189	675 837	585 095
35	624 019	698 997	609 214
36	648 398	723 549	641 959
37	671 762	753 468	664 485
38	695 050	782 744	
39	717 430	808 877	
40	734 134	831 734	
41	753 237	855 948	
42	773 839	878 899	
43	791 340	898 126	
44	807 927	928 393	
45	820 032	950 422	
46	839 008	974 428	
47	866 446	993 142	
48	891 421	1 013 631	
49	909 932	1 034 866	
50	926 565	1 056 489	
51	944 163	1 075 695	
52	967 023	1 094 063	
53	985 073	1 113 877	



Week 1 to 37 from 01/09/2024 to 17/05/2026

(tonnes milled equivalent)

Broken			
week	2023/24	2024/25	2025/26
1	2 075	100	3 531
2	6 115	2 372	7 716
3	10 009	19 590	11 992
4	22 973	24 690	19 188
5	26 004	27 349	27 672
6	29 270	31 023	31 892
7	33 332	33 631	33 024
8	35 409	67 021	35 820
9	54 266	81 526	45 993
10	56 814	145 133	48 249
11	60 283	147 792	49 725
12	66 261	150 764	57 865
13	70 678	157 981	60 241
14	79 270	170 824	76 206
15	82 953	196 633	78 817
16	90 002	214 906	92 189
17	98 063	221 274	94 808
18	103 178	226 043	98 521
19	112 507	258 511	108 792
20	117 498	264 358	110 225
21	123 007	267 701	134 590
22	131 607	270 545	139 478
23	139 094	274 755	145 026
24	146 170	282 239	149 830
25	154 366	289 984	153 274
26	164 259	296 423	157 737
27	171 638	300 227	178 033
28	179 311	321 465	182 057
29	181 779	325 350	184 369
30	201 374	337 088	188 116
31	213 765	363 244	192 000
32	216 631	373 532	199 175
33	243 226	383 062	202 233
34	247 850	385 709	210 309
35	271 815	413 459	217 129
36	305 357	427 913	221 360
37	307 011	431 775	226 094
38	327 837	443 240	
39	329 774	460 070	
40	349 680	465 099	
41	358 057	473 209	
42	361 219	475 481	
43	364 535	520 744	
44	370 240	522 751	
45	372 905	527 778	
46	375 187	532 109	
47	379 474	542 540	
48	383 294	554 292	
49	390 639	558 904	
50	393 618	563 250	
51	409 322	566 766	
52	430 061	578 665	
53	431 132	581 313	



Exports

Situation at 17/05/2026

Marketing year 2025/26

Week 1 to 37 from 01/09/2024 to 17/05/2026

Summary

Export (tonnes milled equivalent)	Paddy			Husked			Milled & semi-milled			Total			Broken
	Indica	Japonica	Total	Indica	Japonica	Total	Indica	Japonica	Total	Indica	Japonica	Total	Total
BE	1	4	5	921	5	926	15 620	1 069	16 689	16 542	1 079	17 621	147
BG	1	2 952	2 953	73	391	464	824	5 301	6 125	898	8 644	9 542	12
CZ				114		115	1 292	378	1 670	1 406	378	1 785	
DK	2	2	4	42	37	79	420	243	664	465	282	747	27
DE	4	1	5	109	44	152	1 193	1 307	2 500	1 306	1 352	2 658	9
EE													
IE							1	5	7	1	5	7	
EL				7 042	1 648	8 690	239	4 670	4 909	7 281	6 318	13 598	242
ES	42	62	104	376	72	448	7 912	11 823	19 735	8 331	11 957	20 287	2 160
FR		32	32	238	50	288	272	249	520	509	331	840	36
HR				2	1	3	664	32	696	666	33	699	
IT	33	154	187	292	8 329	8 621	11 475	72 660	84 136	11 800	81 144	92 944	4 736
CY								530	530		530	530	
LV							19	4	23	19	4	23	
LT				91	2	92	4 739	31	4 770	4 829	33	4 862	69
LU													
HU				20		20	29	19	48	49	19	68	
MT							25		26	25		26	
NL	38		38	304	82	386	4 170	1 416	5 586	4 511	1 499	6 010	600
AT				7	5	11	67	48	114	74	52	126	
PL				165	2	167	1 756	224	1 980	1 921	226	2 147	1
PT		4	4	34	6	40	3 884	17 347	21 231	3 918	17 357	21 275	821
RO				8	11	19	231	2 034	2 265	239	2 045	2 284	
SI				1	8	9	101	395	496	102	403	505	
SK							2	7	10	2	7	10	
FI							1		2	1		2	
SE				19	1	20	185	75	261	205	77	281	21
EU	121	3 212	3 333	9 856	10 694	20 551	55 125	119 868	174 993	65 102	133 775	198 877	8 882

Top 5 export destinations - (update of 17 May 2026)

Paddy-Indica				
Destination	MY 2025/26		MY 2024/25	
	tonnes	share	tonnes	share
Morocco	42	34.7%	1	0.9%
United Kingdom	38	31.4%	41	74.0%
Russia	32	26.5%	6	10.0%
Ukraine	4	3.5%	4	6.8%
Iceland	2	1.4%	2	2.8%

Paddy-Japonica				
Destination	MY 2025/26		MY 2024/25	
	tonnes	share	tonnes	share
Türkiye	2 889	89.9%	7 479	63.3%
Russia	134	4.2%	184	1.6%
Israel	55	1.7%	-----	-----
United Kingdom	53	1.6%	37	0.3%
Morocco	33	1.0%	71	0.6%

Total Paddy				
Destination	MY 2025/26		MY 2024/25	
	tonnes	share	tonnes	share
Türkiye	2 889	86.7%	7 479	63.0%
Russia	166	5.0%	190	1.6%
United Kingdom	91	2.7%	78	0.7%
Morocco	75	2.2%	72	0.6%
Israel	55	1.7%	-----	-----

2025/26				
destination	MY 2025/26		MY 2024/25	
	tonnes	share	tonnes	share
Türkiye	7 012	71.1%	-----	-----
United Kingdom	1 727	17.5%	2 065	68.1%
Norway	334	3.4%	283	9.3%
Switzerland	189	1.9%	108	3.6%
India	180	1.8%	77	2.6%

Husked-Japonica				
destination	MY 2025/26		MY 2024/25	
	tonnes	share	tonnes	share
Türkiye	5 161	48.3%	10 802	67.8%
Switzerland	3 254	30.4%	2 181	13.7%
United Kingdom	1 496	14.0%	1 836	11.5%
United States of America	234	2.2%	130	0.8%
Brazil	99	0.9%	61	0.4%

Total Husked				
Destination	MY 2025/26		MY 2024/25	
	tonnes	share	tonnes	share
Türkiye	12 173	59.2%	10 802	56.9%
Switzerland	3 444	16.8%	2 290	12.1%
United Kingdom	3 224	15.7%	3 900	20.6%
Norway	349	1.7%	293	1.5%
United States of America	304	1.5%	182	1.0%

Milled & semi-milled-Indica				
Destination	MY 2025/26		MY 2024/25	
	tonnes	share	tonnes	share
United Kingdom	24 619	44.7%	31 334	51.9%
Switzerland	11 659	21.2%	8 556	14.2%
Belarus	4 738	8.6%	5 289	8.8%
Norway	3 912	7.1%	4 102	6.8%
Serbia	1 741	3.2%	1 280	2.1%

Milled & semi-milled-Japonica				
Destination	MY 2025/26		MY 2024/25	
	tonnes	share	tonnes	share
United Kingdom	37 914	31.6%	40 501	34.0%
Türkiye	14 987	12.5%	19 139	16.1%
Jordan	11 773	9.8%	10 093	8.5%
Switzerland	5 736	4.8%	6 688	5.6%
United States of America	5 721	4.8%	5 466	4.6%

Total Milled & semi-milled				
Destination	MY 2025/26		MY 2024/25	
	tonnes	share	tonnes	share
United Kingdom	62 533	35.7%	71 835	40.0%
Switzerland	17 395	9.9%	15 245	8.5%
Türkiye	15 070	8.6%	19 207	10.7%
Jordan	11 773	6.7%	10 094	5.6%
Norway	7 228	4.1%	7 528	4.2%

Broken-				
Destination	MY 2025/26		MY 2024/25	
	tonnes	share	tonnes	share
United Kingdom	4 491	50.6%	6 631	70.8%
Switzerland	2 070	23.3%	389	4.1%
Serbia	1 816	20.4%	1 750	18.7%
Countries and territories	213	2.4%	217	2.3%
Norway	119	1.3%	78	0.8%

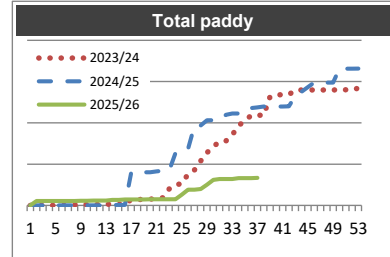
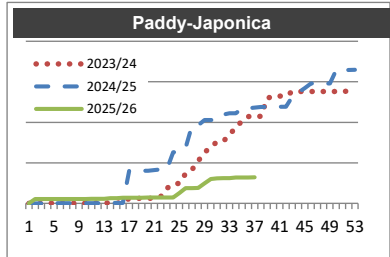
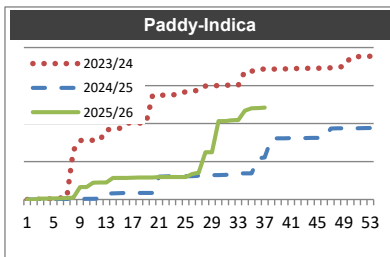
Week 1 to 37 from 01/09/2024 to 17/05/2026

(tonnes milled equivalent)

Paddy-Indica			
week	2023/24	2024/25	2025/26
1	0	0	0
2	0	0	0
3	0	0	1
4	0	0	1
5	1	1	2
6	2	1	2
7	2	1	2
8	64	1	2
9	78	1	16
10	78	1	16
11	78	1	22
12	78	1	22
13	92	8	22
14	92	8	28
15	94	8	29
16	101	9	29
17	101	9	29
18	101	9	29
19	101	9	29
20	137	9	29
21	137	30	29
22	138	30	29
23	138	31	29
24	139	31	30
25	142	31	30
26	143	31	33
27	143	31	35
28	149	31	62
29	150	32	62
30	150	32	103
31	150	32	103
32	151	33	104
33	151	34	105
34	169	35	117
35	169	35	120
36	172	54	120
37	172	55	121
38	172	80	
39	172	80	
40	172	81	
41	172	81	
42	173	81	
43	173	81	
44	173	81	
45	173	81	
46	173	81	
47	173	93	
48	174	94	
49	175	94	
50	187	94	
51	188	94	
52	189	94	
53	189	94	

Paddy-Japonica			
week	2023/24	2024/25	2025/26
1	0	0	0
2	2	1	525
3	4	3	526
4	8	7	529
5	12	8	530
6	13	9	531
7	15	11	531
8	16	12	534
9	17	13	535
10	20	14	535
11	21	15	552
12	37	16	553
13	39	31	554
14	43	48	648
15	43	51	649
16	46	52	700
17	624	4 013	700
18	624	4 013	700
19	624	4 014	701
20	625	4 016	717
21	633	4 096	717
22	803	4 172	717
23	1 836	4 174	719
24	2 372	6 298	720
25	2 462	6 300	1 280
26	3 667	6 833	1 874
27	4 136	9 570	1 874
28	5 239	9 642	1 914
29	6 246	10 272	2 455
30	6 995	10 285	2 990
31	7 564	10 286	3 095
32	7 667	10 954	3 098
33	8 392	11 105	3 098
34	9 485	11 107	3 183
35	10 110	11 733	3 192
36	10 715	11 734	3 193
37	10 744	11 808	3 212
38	10 747	11 904	
39	12 958	11 905	
40	13 238	11 906	
41	13 242	11 908	
42	13 242	11 912	
43	13 791	13 157	
44	13 810	13 692	
45	13 810	14 239	
46	13 810	14 788	
47	13 810	14 789	
48	13 813	14 789	
49	13 814	14 789	
50	13 814	16 461	
51	13 819	16 462	
52	13 819	16 463	
53	14 013	16 481	

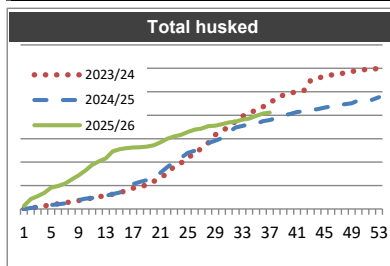
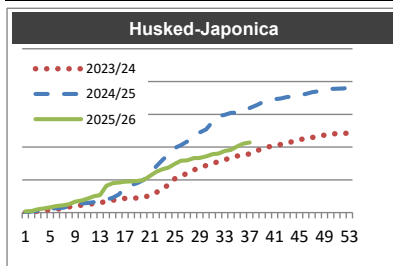
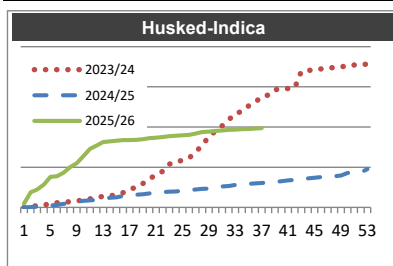
Total paddy			
week	2023/24	2024/25	2025/26
1	0	0	0
2	3	1	526
3	5	4	528
4	8	8	530
5	13	8	532
6	15	9	532
7	17	11	533
8	80	12	536
9	95	14	551
10	97	15	552
11	99	16	574
12	115	17	575
13	131	39	576
14	135	56	676
15	137	60	677
16	146	61	728
17	725	4 022	729
18	725	4 022	729
19	725	4 023	730
20	762	4 024	746
21	770	4 126	746
22	940	4 202	747
23	1 974	4 204	749
24	2 511	6 329	750
25	2 604	6 331	1 310
26	3 810	6 863	1 907
27	4 279	9 601	1 909
28	5 388	9 674	1 976
29	6 396	10 304	2 518
30	7 145	10 317	3 093
31	7 714	10 319	3 198
32	7 817	10 987	3 202
33	8 542	11 139	3 202
34	9 654	11 141	3 300
35	10 278	11 768	3 312
36	10 887	11 788	3 314
37	10 916	11 863	3 333
38	10 918	11 984	
39	13 129	11 985	
40	13 410	11 987	
41	13 414	11 988	
42	13 415	11 992	
43	13 964	13 238	
44	13 982	13 773	
45	13 983	14 320	
46	13 983	14 869	
47	13 984	14 882	
48	13 988	14 883	
49	13 989	14 883	
50	14 001	16 555	
51	14 007	16 556	
52	14 008	16 557	
53	14 201	16 575	



Week 1 to 37 from 01/09/2024 to 17/05/2026

(tonnes milled equivalent)

Husked-Indica				Husked-Japonica				Total husked			
week	2023/24	2024/25	2025/26	week	2023/24	2024/25	2025/26	week	2023/24	2024/25	2025/26
1	3	0	470	1	9	0	175	1	13	0	645
2	97	36	1 864	2	132	182	243	2	229	218	2 107
3	212	118	2 225	3	197	259	499	3	409	377	2 724
4	257	147	2 826	4	382	547	633	4	639	694	3 459
5	519	236	3 804	5	444	610	788	5	963	846	4 592
6	572	314	3 883	6	506	684	1 001	6	1 077	999	4 884
7	664	445	4 314	7	628	735	1 112	7	1 292	1 180	5 426
8	717	522	5 022	8	854	934	1 272	8	1 571	1 456	6 294
9	813	706	5 509	9	982	1 198	1 651	9	1 795	1 904	7 160
10	910	817	6 366	10	1 148	1 415	1 830	10	2 058	2 231	8 195
11	1 049	882	7 277	11	1 280	1 462	2 129	11	2 329	2 344	9 406
12	1 262	931	7 693	12	1 379	1 604	2 487	12	2 641	2 535	10 181
13	1 370	1 040	8 143	13	1 509	1 757	2 673	13	2 878	2 797	10 815
14	1 426	1 189	8 210	14	1 705	1 976	4 086	14	3 131	3 165	12 296
15	1 596	1 238	8 288	15	1 878	2 271	4 482	15	3 475	3 509	12 770
16	1 825	1 417	8 377	16	2 092	2 778	4 596	16	3 917	4 195	12 973
17	2 281	1 503	8 382	17	2 176	3 801	4 721	17	4 457	5 305	13 103
18	2 479	1 581	8 410	18	2 202	4 187	4 747	18	4 681	5 768	13 157
19	2 970	1 621	8 492	19	2 231	4 523	4 814	19	5 201	6 144	13 307
20	3 523	1 739	8 607	20	2 344	4 998	4 975	20	5 867	6 737	13 582
21	4 081	1 781	8 668	21	2 619	5 959	5 576	21	6 700	7 740	14 243
22	4 484	1 889	8 766	22	3 074	7 056	6 201	22	7 558	8 945	14 967
23	5 401	1 968	8 864	23	3 706	8 032	6 622	23	9 107	9 999	15 487
24	5 538	1 989	8 917	24	4 221	8 914	6 888	24	9 759	10 903	15 805
25	5 914	2 061	8 973	25	5 178	9 882	7 435	25	11 092	11 943	16 408
26	6 129	2 135	9 037	26	5 512	10 285	7 908	26	11 641	12 420	16 944
27	6 957	2 223	9 182	27	6 060	10 879	7 967	27	13 017	13 102	17 148
28	7 656	2 305	9 379	28	6 485	11 741	8 294	28	14 140	14 046	17 673
29	8 890	2 334	9 428	29	6 919	12 222	8 347	29	15 808	14 555	17 775
30	9 448	2 420	9 524	30	7 164	12 702	8 577	30	16 613	15 122	18 101
31	10 130	2 612	9 557	31	7 446	13 823	8 893	31	17 577	16 435	18 450
32	10 895	2 670	9 636	32	7 798	14 727	9 001	32	18 693	17 398	18 637
33	11 713	2 791	9 667	33	8 072	14 932	9 393	33	19 785	17 724	19 059
34	11 919	2 863	9 720	34	8 353	15 217	9 565	34	20 272	18 081	19 285
35	12 615	2 921	9 748	35	8 651	15 247	10 092	35	21 266	18 167	19 840
36	13 073	2 987	9 802	36	8 728	15 735	10 544	36	21 801	18 721	20 346
37	13 804	3 034	9 856	37	8 982	15 942	10 694	37	22 786	18 976	20 551
38	13 991	3 096		38	9 425	16 330		38	23 416	19 426	
39	14 655	3 181		39	9 715	16 811		39	24 370	19 992	
40	14 685	3 253		40	10 020	17 009		40	24 706	20 262	
41	14 790	3 360		41	10 213	17 307		41	25 003	20 667	
42	14 884	3 423		42	10 391	17 414		42	25 276	20 837	
43	16 908	3 471		43	10 551	17 643		43	27 459	21 113	
44	17 011	3 596		44	10 904	17 688		44	27 915	21 284	
45	17 164	3 680		45	11 099	17 943		45	28 263	21 623	
46	17 225	3 769		46	11 365	18 108		46	28 590	21 877	
47	17 310	3 801		47	11 471	18 367		47	28 781	22 168	
48	17 429	3 869		48	11 638	18 498		48	29 066	22 367	
49	17 500	3 964		49	11 826	18 580		49	29 326	22 544	
50	17 582	4 295		50	12 030	18 880		50	29 613	23 175	
51	17 718	4 322		51	12 040	18 913		51	29 758	23 235	
52	17 770	4 352		52	12 106	18 942		52	29 876	23 294	
53	17 820	4 755		53	12 121	19 096		53	29 942	23 852	



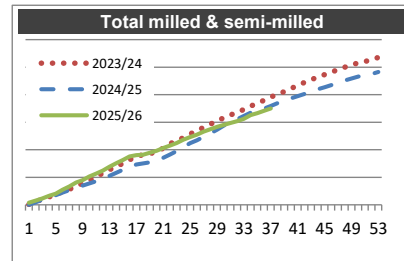
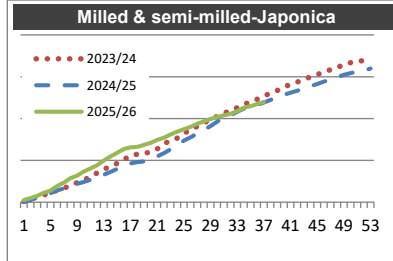
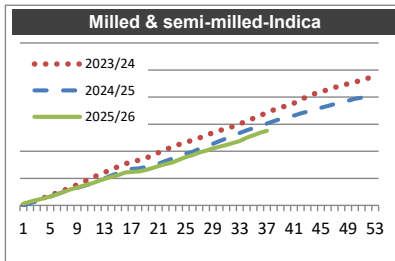
Week 1 to 37 from 01/09/2024 to 17/05/2026

(tonnes milled equivalent)

Milled & semi-milled-Indica			
week	2023/24	2024/25	2025/26
1	340	13	1 319
2	1 853	1 660	2 781
3	3 708	3 394	3 935
4	5 579	4 992	5 325
5	7 579	6 634	6 541
6	9 260	8 401	8 186
7	11 256	10 083	9 973
8	13 236	11 393	11 848
9	15 402	13 015	13 122
10	17 688	14 524	14 737
11	19 979	16 061	16 106
12	22 391	17 777	17 872
13	24 489	19 920	19 629
14	26 419	22 034	20 966
15	28 590	23 726	22 266
16	30 586	25 427	24 196
17	32 606	26 923	24 704
18	33 258	27 379	25 066
19	34 701	28 314	26 084
20	36 862	29 453	27 462
21	39 112	30 842	29 014
22	41 413	32 827	30 477
23	42 987	34 573	31 684
24	45 034	36 684	33 768
25	46 426	38 326	35 615
26	48 296	39 586	37 176
27	49 899	41 710	39 094
28	51 830	43 328	40 575
29	53 725	45 544	42 133
30	55 289	47 576	43 386
31	56 947	49 489	44 741
32	58 394	51 592	46 120
33	60 180	53 558	47 559
34	62 547	55 402	49 952
35	64 311	57 119	51 785
36	66 541	58 671	53 714
37	68 391	60 364	55 125
38	70 592	62 142	
39	72 099	63 786	
40	73 737	65 194	
41	75 611	66 382	
42	78 312	68 017	
43	80 442	69 284	
44	82 416	71 159	
45	83 958	72 180	
46	85 489	73 482	
47	87 143	74 893	
48	88 541	75 903	
49	89 880	77 239	
50	91 138	78 701	
51	92 408	79 538	
52	93 964	80 458	
53	95 463	81 459	

Milled & semi-milled-Japonica			
week	2023/24	2024/25	2025/26
1	283	0	2 553
2	3 570	2 614	4 856
3	6 209	5 715	7 490
4	8 577	8 198	11 153
5	11 390	10 748	13 780
6	13 959	13 991	19 187
7	16 702	16 458	23 486
8	19 985	19 043	28 528
9	23 414	21 754	31 787
10	26 101	24 150	36 686
11	31 189	26 751	40 472
12	34 929	29 666	44 187
13	39 133	32 805	49 751
14	43 298	36 079	54 770
15	46 407	39 808	59 071
16	50 778	43 068	63 544
17	55 850	46 442	65 608
18	57 279	47 974	66 116
19	58 040	48 673	68 574
20	60 193	50 949	70 720
21	63 611	54 580	74 419
22	69 904	58 507	77 088
23	73 378	63 290	80 835
24	76 625	68 094	84 456
25	82 208	73 542	87 209
26	86 378	77 538	90 134
27	90 672	81 878	93 640
28	94 412	86 571	96 505
29	99 155	90 804	99 328
30	102 670	96 284	101 777
31	106 557	100 400	103 817
32	109 307	103 798	105 731
33	112 844	107 900	108 795
34	116 708	111 826	112 883
35	120 339	113 709	114 871
36	123 198	116 145	117 264
37	127 195	119 237	119 868
38	130 121	122 466	
39	133 569	125 625	
40	137 546	128 309	
41	141 085	130 801	
42	143 721	133 176	
43	146 656	136 074	
44	149 885	138 839	
45	152 689	141 266	
46	155 482	144 176	
47	158 594	146 516	
48	161 412	149 781	
49	164 081	152 188	
50	166 748	154 228	
51	167 927	156 026	
52	169 689	157 346	
53	172 166	159 809	

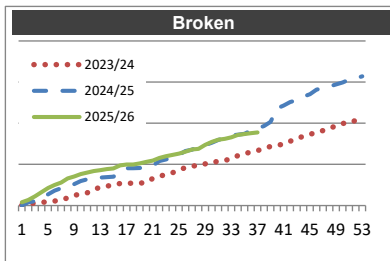
Total milled & semi-milled			
week	2023/24	2024/25	2025/26
1	623	13	3 872
2	5 423	4 273	7 638
3	9 917	9 109	11 425
4	14 157	13 190	16 478
5	18 969	17 382	20 321
6	23 219	22 392	27 373
7	27 958	26 541	33 459
8	33 221	30 436	40 376
9	38 817	34 769	44 909
10	43 789	38 674	51 423
11	51 168	42 812	56 578
12	57 320	47 442	62 059
13	63 622	52 726	69 380
14	69 717	58 113	75 736
15	74 997	63 535	81 336
16	81 364	68 494	87 740
17	88 456	73 365	90 312
18	90 537	75 353	91 182
19	92 740	76 987	94 658
20	97 055	80 402	98 182
21	102 723	85 423	103 432
22	111 318	91 334	107 564
23	116 366	97 863	112 519
24	121 659	104 778	118 224
25	128 634	111 868	122 824
26	134 674	117 125	127 311
27	140 571	123 588	132 735
28	146 242	129 900	137 079
29	152 880	136 348	141 462
30	157 959	143 861	145 164
31	163 503	149 889	148 558
32	167 701	155 390	151 851
33	173 024	161 457	156 355
34	179 255	167 227	162 835
35	184 649	170 828	166 657
36	189 739	174 815	170 979
37	195 585	179 600	174 993
38	200 712	184 608	
39	205 668	189 411	
40	211 283	193 503	
41	216 696	197 183	
42	222 033	201 192	
43	227 098	205 357	
44	232 301	209 998	
45	236 647	213 446	
46	240 972	217 658	
47	245 738	221 408	
48	249 954	225 684	
49	253 961	229 427	
50	257 886	232 929	
51	260 334	235 564	
52	263 653	237 803	
53	267 629	241 267	



Week 1 to 37 from 01/09/2024 to 17/05/2026

(tonnes milled equivalent)

Broken			
week	2023/24	2024/25	2025/26
1	55	0	398
2	166	372	679
3	309	534	1 126
4	384	937	1 631
5	460	1 354	2 139
6	536	1 812	2 501
7	734	2 100	2 803
8	905	2 495	3 283
9	1 237	2 607	3 541
10	1 418	2 986	3 813
11	1 556	3 198	4 019
12	1 978	3 338	4 203
13	2 217	3 401	4 290
14	2 373	3 439	4 425
15	2 476	3 510	4 509
16	2 674	4 012	4 891
17	2 704	4 532	4 976
18	2 709	4 546	4 984
19	2 714	4 574	5 107
20	2 813	4 607	5 293
21	3 300	4 856	5 471
22	3 550	5 407	5 774
23	3 774	5 586	5 981
24	3 973	5 869	6 162
25	4 303	6 178	6 297
26	4 604	6 626	6 558
27	4 788	6 792	6 816
28	4 841	7 191	6 900
29	5 075	7 329	7 377
30	5 124	7 621	7 723
31	5 435	7 965	8 011
32	5 477	8 190	8 118
33	5 682	8 534	8 305
34	6 067	8 618	8 580
35	6 302	8 728	8 688
36	6 481	9 118	8 802
37	6 683	9 370	8 882
38	6 955	9 679	
39	7 190	10 180	
40	7 349	11 820	
41	7 451	12 163	
42	7 817	12 565	
43	8 141	12 817	
44	8 429	13 238	
45	8 672	13 541	
46	8 862	14 076	
47	9 118	14 279	
48	9 346	14 491	
49	9 731	14 713	
50	9 990	14 968	
51	10 023	15 295	
52	10 343	15 450	
53	10 919	15 704	



Calendar of Marketing Year weeks

Week	2023/24		2024/25		2025/26	
	Start	End	Start	End	Start	End
1	01/09/2023	03/09/2023	01/09/2024	01/09/2024	01/09/2025	07/09/2025
2	04/09/2023	10/09/2023	02/09/2024	08/09/2024	08/09/2025	14/09/2025
3	11/09/2023	17/09/2023	09/09/2024	15/09/2024	15/09/2025	21/09/2025
4	18/09/2023	24/09/2023	16/09/2024	22/09/2024	22/09/2025	28/09/2025
5	25/09/2023	01/10/2023	23/09/2024	29/09/2024	29/09/2025	05/10/2025
6	02/10/2023	08/10/2023	30/09/2024	06/10/2024	06/10/2025	12/10/2025
7	09/10/2023	15/10/2023	07/10/2024	13/10/2024	13/10/2025	19/10/2025
8	16/10/2023	22/10/2023	14/10/2024	20/10/2024	20/10/2025	26/10/2025
9	23/10/2023	29/10/2023	21/10/2024	27/10/2024	27/10/2025	02/11/2025
10	30/10/2023	05/11/2023	28/10/2024	03/11/2024	03/11/2025	09/11/2025
11	06/11/2023	12/11/2023	04/11/2024	10/11/2024	10/11/2025	16/11/2025
12	13/11/2023	19/11/2023	11/11/2024	17/11/2024	17/11/2025	23/11/2025
13	20/11/2023	26/11/2023	18/11/2024	24/11/2024	24/11/2025	30/11/2025
14	27/11/2023	03/12/2023	25/11/2024	01/12/2024	01/12/2025	07/12/2025
15	04/12/2023	10/12/2023	02/12/2024	08/12/2024	08/12/2025	14/12/2025
16	11/12/2023	17/12/2023	09/12/2024	15/12/2024	15/12/2025	21/12/2025
17	18/12/2023	24/12/2023	16/12/2024	22/12/2024	22/12/2025	28/12/2025
18	25/12/2023	31/12/2023	23/12/2024	29/12/2024	29/12/2025	04/01/2026
19	01/01/2024	07/01/2024	30/12/2024	05/01/2025	05/01/2026	11/01/2026
20	08/01/2024	14/01/2024	06/01/2025	12/01/2025	12/01/2026	18/01/2026
21	15/01/2024	21/01/2024	13/01/2025	19/01/2025	19/01/2026	25/01/2026
22	22/01/2024	28/01/2024	20/01/2025	26/01/2025	26/01/2026	01/02/2026
23	29/01/2024	04/02/2024	27/01/2025	02/02/2025	02/02/2026	08/02/2026
24	05/02/2024	11/02/2024	03/02/2025	09/02/2025	09/02/2026	15/02/2026
25	12/02/2024	18/02/2024	10/02/2025	16/02/2025	16/02/2026	22/02/2026
26	19/02/2024	25/02/2024	17/02/2025	23/02/2025	23/02/2026	01/03/2026
27	26/02/2024	03/03/2024	24/02/2025	02/03/2025	02/03/2026	08/03/2026
28	04/03/2024	10/03/2024	03/03/2025	09/03/2025	09/03/2026	15/03/2026
29	11/03/2024	17/03/2024	10/03/2025	16/03/2025	16/03/2026	22/03/2026
30	18/03/2024	24/03/2024	17/03/2025	23/03/2025	23/03/2026	29/03/2026
31	25/03/2024	31/03/2024	24/03/2025	30/03/2025	30/03/2026	05/04/2026
32	01/04/2024	07/04/2024	31/03/2025	06/04/2025	06/04/2026	12/04/2026
33	08/04/2024	14/04/2024	07/04/2025	13/04/2025	13/04/2026	19/04/2026
34	15/04/2024	21/04/2024	14/04/2025	20/04/2025	20/04/2026	26/04/2026
35	22/04/2024	28/04/2024	21/04/2025	27/04/2025	27/04/2026	03/05/2026
36	29/04/2024	05/05/2024	28/04/2025	04/05/2025	04/05/2026	10/05/2026
37	06/05/2024	12/05/2024	05/05/2025	11/05/2025	11/05/2026	17/05/2026
38	13/05/2024	19/05/2024	12/05/2025	18/05/2025	18/05/2026	24/05/2026
39	20/05/2024	26/05/2024	19/05/2025	25/05/2025	25/05/2026	31/05/2026
40	27/05/2024	02/06/2024	26/05/2025	01/06/2025	01/06/2026	07/06/2026
41	03/06/2024	09/06/2024	02/06/2025	08/06/2025	08/06/2026	14/06/2026
42	10/06/2024	16/06/2024	09/06/2025	15/06/2025	15/06/2026	21/06/2026
43	17/06/2024	23/06/2024	16/06/2025	22/06/2025	22/06/2026	28/06/2026
44	24/06/2024	30/06/2024	23/06/2025	29/06/2025	29/06/2026	05/07/2026
45	01/07/2024	07/07/2024	30/06/2025	06/07/2025	06/07/2026	12/07/2026
46	08/07/2024	14/07/2024	07/07/2025	13/07/2025	13/07/2026	19/07/2026
47	15/07/2024	21/07/2024	14/07/2025	20/07/2025	20/07/2026	26/07/2026
48	22/07/2024	28/07/2024	21/07/2025	27/07/2025	27/07/2026	02/08/2026
49	29/07/2024	04/08/2024	28/07/2025	03/08/2025	03/08/2026	09/08/2026
50	05/08/2024	11/08/2024	04/08/2025	10/08/2025	10/08/2026	16/08/2026
51	12/08/2024	18/08/2024	11/08/2025	17/08/2025	17/08/2026	23/08/2026
52	19/08/2024	25/08/2024	18/08/2025	24/08/2025	24/08/2026	30/08/2026
53	26/08/2024	31/08/2024	25/08/2025	31/08/2025	31/08/2026	31/08/2026